



# Hi-Speed USB 2.0 4-Port Hub

*Connect up to 4 Hi-Speed USB 2.0 or 1.1 devices*



En

Fr

De

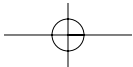
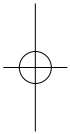
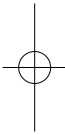
NL

Es

It

**User Manual**

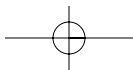
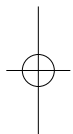
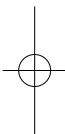
F5U234ea



## TABLE OF CONTENTS

En

<b>Introduction</b>	.....	.1
<b>Overview</b>	.....	.2
Features	.....	.2
Package Contents	.....	.2
Technical Specifications	.....	.3
<b>Installation</b>	.....	.4
<b>Information</b>	.....	.6



## INTRODUCTION

En

Congratulations and thank you for purchasing the Belkin Hi-Speed USB 2.0 4-Port Hub (the Hub). The Hub provides four downstream USB ports that offer backward-compatible, Plug-and-Play connectivity with all USB devices, including USB 1.1 (or low- and full-speed) devices, as well as with USB 2.0 (or high-speed) devices. This includes such peripherals as scanners, printers, mass-storage devices, and high-resolution cameras. The Hub is self-powered, which allows the cascading of devices with additional hubs, so that up to 127 USB devices may be connected to a single port.

The Hub is uniquely designed to allow the user to position the four downstream ports toward the back of the desktop for efficient cable management, or to the front of the desktop for easier port access. The Hub also provides a status LED for each individual port and a master power LED.

## OVERVIEW

### Features

- Compliant with Universal Serial Bus specification 2.0 (data rate 1.5/12/480Mbps)
- Backward-compatible with Universal Serial Bus specification 1.1 (data rate 1.5/12Mbps)
- Compatible with Windows® 98 SE, Me, 2000, and XP
- Approved by USB Implementers Forum (USB-IF)
- Supports Plug-and-Play specifications
- Supports “hot swapping” of USB devices
- Over-current detection and protection
- Individual port-status indicator LEDs
- Four 480Mbps downstream ports
- Fully compatible with USB 1.1 and USB 2.0 devices
- Compact, slim-line design
- Multiple hubs may be stacked on top of one another

### Package Contents

- Hi-Speed USB 2.0 4-Port Hub
- AC Power Adapter
- User Manual
- USB device cable

## OVERVIEW

En

### Technical Specifications

Upstream Ports	(1)
Downstream Ports	(4)
Power Mode	Self-powered/bus-powered
Per-Port Voltage	DC +5V
Per Port Current	Self-Powered Mode: 500mA (max) Bus-Powered Mode: 100mA (max) (Ports one and two only)
Operating Temperature	5° C ~ 40° C
Storage Temperature	-20° C ~ 60° C
Enclosure	ABS
Power Supply	
Output:	DC 5V, 2.1A
Plug Size:	3.5mm (outer) 1.0mm (center)
Plug Polarity:	Center Positive
Main Power LED Color Definitions:	
Off	Not operational
Red	Operational
Port Status LED Color Definitions:	
Off	Not operational, or no device connected
Green	Fully operational
Amber	Over-current condition

## INSTALLATION

**Important Note:** *Please do not connect any USB devices to the Hub until instructed to do so in step 4 of this installation procedure.*

1. Plug the AC adapter into a wall outlet, or surge suppressor. Plug the DC connector into the DC Power Jack found on the side of the Hub.

**Important Note:** *The Hub may be used without the power supply when connecting devices that draw 100mA of current or less, however, only port 1 and port 2 will be functional.*

2. Plug the flat end of the provided USB device cable into the downstream port of your computer or downstream port of another hub, then plug the mini 6-pin connector of the device cable into the upstream port on the rear of the Hub.

**Important Note:** *The Hub must be connected to a USB 2.0-compliant host in order to function in high-speed mode (480Mbps data rate). If the Hub is connected to a USB 1.1-compliant host, it will operate only in low-speed or full-speed mode (1.5Mbps/12Mbps).*

3. Windows will now detect your Hub and install the required driver support. (The Windows "Install New Hardware Wizard" may prompt you to provide your Windows Installation CD to complete the driver installation process).



## INSTALLATION

En

**Important Note:** *High-speed hub drivers are included with most USB 2.0 PCI upgrade cards, and are pre-installed along with the PCI card drivers. If you purchased an upgrade card prior to the release of high-speed hub support, please check with your PCI card vendor for an updated USB 2.0 driver. The Belkin USB 2.0 driver supports all competitive cards based on the NEC host controller with the exception of Adaptec. The most recent Belkin driver is available at [www.belkin.com](http://www.belkin.com).*

4. Plug the USB-A connector of the USB device, or an additional hub, into any of the downstream ports of the Hub.

**Important Note:** *When moving a device from one port on the Hub to another, it may be necessary to reinstall the USB drivers for that device.*

## INFORMATION

### FCC Statement

#### DECLARATION OF CONFORMITY WITH FCC RULES FOR ELECTROMAGNETIC COMPATIBILITY

We, Belkin Corporation, of 501 West Walnut Street, Compton, CA 90220, declare under our sole responsibility that the product:

F5U234

to which this declaration relates:

Complies with Part 15 of the FCC Rules. Operation is subject to the following two conditions:

(1) this device may not cause harmful interference, and (2) this device must accept any interference received, including interference that may cause undesired operation.

### CE Declaration of Conformity

We, Belkin Corporation, declare under our sole responsibility that the F5U234, to which this declaration relates, is in conformity with Generic Emissions Standard EN 55022:1998 Class B, EN50081-1 and with Generic Immunity Standard EN50082-1

#### Belkin Corporation Limited Lifetime Product Warranty

Belkin Corporation warrants this product against defects in materials and workmanship for its lifetime. If a defect is discovered, Belkin will, at its option, repair or replace the product at no charge provided it is returned during the warranty period, with transportation charges prepaid, to the authorized Belkin dealer from whom you purchased the product. Proof of purchase may be required.

This warranty does not apply if the product has been damaged by accident, abuse, misuse, or misapplication; if the product has been modified without the written permission of Belkin; or if any Belkin serial number has been removed or defaced.

THE WARRANTY AND REMEDIES SET FORTH ABOVE ARE EXCLUSIVE IN LIEU OF ALL OTHERS, WHETHER ORAL OR WRITTEN, EXPRESSED OR IMPLIED. BELKIN SPECIFICALLY DISCLAIMS ANY AND ALL IMPLIED WARRANTIES, INCLUDING, WITHOUT LIMITATION, WARRANTIES OF MERCHANTABILITY AND FITNESS FOR A PARTICULAR PURPOSE.

No Belkin dealer, agent, or employee is authorized to make any modification, extension, or addition to this warranty.

BELKIN IS NOT RESPONSIBLE FOR SPECIAL, INCIDENTAL, OR CONSEQUENTIAL DAMAGES RESULTING FROM ANY BREACH OF WARRANTY, OR UNDER ANY OTHER LEGAL THEORY, INCLUDING BUT NOT LIMITED TO LOST PROFITS, DOWNTIME, GOODWILL, DAMAGE TO OR REPROGRAMMING OR REPRODUCING ANY PROGRAM OR DATA STORED IN OR USED WITH BELKIN PRODUCTS.



En

Fr

De

NL

Es

It

Pt

**BELKIN**<sup>®</sup>

**belkin.com**

**Belkin Corporation**

501 West Walnut Street  
Compton • CA • 90220 • USA  
Tel: 310.898.1100  
Fax: 310.898.1111

**Belkin Components, Ltd.**

Express Business Park  
Shipton Way • Rushden • NN10 6GL  
United Kingdom  
Tel: +44 (0) 1933 35 2000  
Fax: +44 (0) 1933 31 2000

**Belkin Components B.V.**

Starparc Building • Boeing Avenue 333  
1119 PH Schiphol-Rijk • The Netherlands  
Tel: +31 (0) 20 654 7300  
Fax: +31 (0) 20 654 7349

**Belkin GmbH**

Hanebergstrasse 2  
80637 München • Germany  
Tel: +49 (0) 89 1434 05-0  
Fax: +49 (0) 89 / 143405-100

**Belkin Tech Support**

US: 310.898.1100 ext. 2263  
800.223.5546 ext. 2263  
Europe: 00 800 223 55 460  
Australia: 1800 666 040

© 2003 Belkin Corporation. All rights reserved.  
All trade names are registered trademarks of respective manufacturers listed.

**P74386ea**

## Free Manuals Download Website

<http://myh66.com>

<http://usermanuals.us>

<http://www.somanuals.com>

<http://www.4manuals.cc>

<http://www.manual-lib.com>

<http://www.404manual.com>

<http://www.luxmanual.com>

<http://aubethermostatmanual.com>

Golf course search by state

<http://golfingnear.com>

Email search by domain

<http://emailbydomain.com>

Auto manuals search

<http://auto.somanuals.com>

TV manuals search

<http://tv.somanuals.com>