

User's Guide 5629

Congratulations upon your selection of this CASIO watch.

Important!

- This manual provides a brief overview of your watch.

E-1

For a full Operation Guide and Q&A information about this product, go to the website below.
<https://world.casio.com/manual/wat/>



Contents

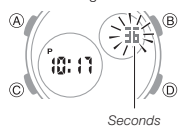
Configuring Home City, Time and Date Settings..... E-4
 Mode Selection and Operations E-7
 Adjusting the Analog Hand Setting..... E-12
 Specifications..... E-13

E-2

E-3

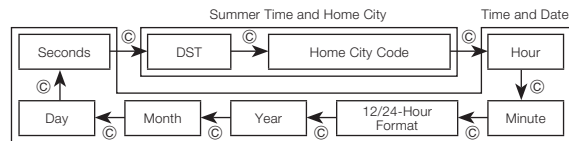
Configuring Home City, Time and Date Settings

- Configure Home City and summer time settings first. After that, configure time and date settings.



1. In the Timekeeping Mode, hold down (A) for at least two seconds until the seconds start to flash. This is the setting mode.

2. Press (C) to move the flashing in the sequence shown below to select settings.



E-4

E-5

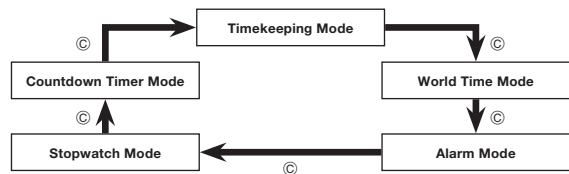
3. Use (B) and (D) to change the selected setting.

Screen	To do this:	Do this:
36	Reset the seconds to 00	Press (D).
OFF	Toggle between Daylight Saving Time (ON) and Standard Time (OFF)	Press (D).
TYO	Change the city code	Use (D) (East) and (B) (West).
10:17	Change the hour or minute	Use (D) (+) and (B) (-).
12H	Toggle between 12-hour (12H) and 24-hour (24H) timekeeping	Press (D).
20 20 6:30	Change the year, month, or day	Use (D) (+) and (B) (-).

4. Press (A) to exit the setting mode.

Mode Selection and Operations


- Press (C) to cycle between modes.



E-6

E-7

Timekeeping Mode



- (D): Changes display contents. Month, day, Day of the Week ↔ Hour, minute, Second

World Time Mode



Scrolls the selected city.

- Holding down (A) for at least two seconds toggle summer time (DST) on and off.

Alarm Mode

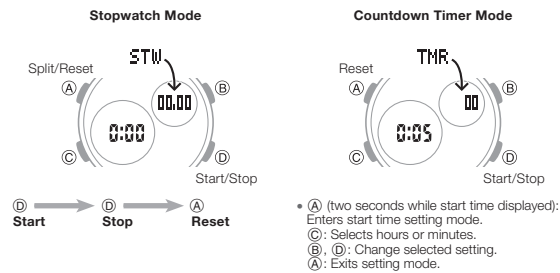


Scrolls alarm screens.

- (A) (two seconds): Enters alarm time setting mode.
- (C): Selects hour or minutes.
- (B), (D): Change selected setting.
- (A): Exits setting mode.

E-8

E-9



Light

- (B): Illuminates face.

Operation Tone

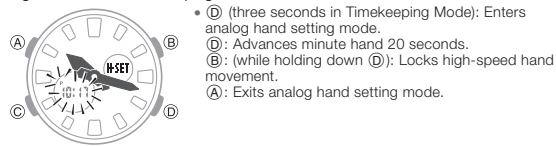
- Hold down (C) for at least three seconds to toggle the operation tone between enabled and disabled.

E-10

E-11

Adjusting the Analog Hand Setting

Use the operations below to adjust the analog hands so their setting matches the digital time in the Timekeeping Mode.



E-12

Specifications

Accuracy at normal temperature: ±30 seconds a month

Digital Timekeeping: Hour, minutes, seconds, p.m. (P), month, day, day of the week

Time format: 12-hour and 24-hour
 Calendar system: Full Auto-calendar pre-programmed from the year 2000 to 2099

Other: Home City code (can be assigned one of 48 city codes); Standard Time/Daylight Saving Time (summer time)

Analog Timekeeping: Hour, minutes (hand moves every 20 seconds)

World Time: 48 cities (29 time zones) and Coordinated Universal Time (UTC)
 Other: Daylight Saving Time/Standard Time

Alarms: 5 daily alarms (with one snooze alarm); Hourly time signal

Stopwatch:

Measuring unit: 1/100 second
 Measuring capacity: 23:59'59.99"
 Measuring modes: Elapsed time, split time, two finishes

E-13

Countdown Timer:

Measuring unit: 1 second
 Countdown range: 24 hours
 Countdown start time setting range: 1 minute to 24 hours (1-minute increments)

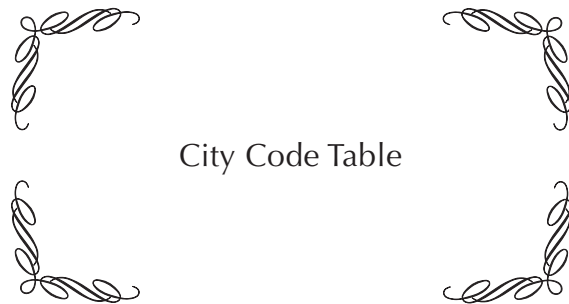
Illumination: High-brightness LED (light-emitting diode)

Battery: Two silver oxide batteries (Type: SR726W)
 Approximately 3 years on type SR726W (assuming alarm operation 20 seconds per day and one illumination operation 1.5 seconds per day)

Frequent use of illumination runs down the battery.

Specifications are subject to change without notice.

E-14



L-1

City Code Table

City Code	City	UTC Offset/ GMT Differential
PPG	Pago Pago	-11
HNL	Honolulu	-10
ANC	Anchorage	-9
YVR	Vancouver	-8
LAX	Los Angeles	-8
YEA	Edmonton	-7
DEN	Denver	-7
MEX	Mexico City	-6
CHI	Chicago	-6
MIA	Miami	-5
YTO	Toronto	-5
NYC	New York	-5
SCL	Santiago	-4
YHZ	Halifax	-4
YYT	St. John's	-3.5

L-2

City Code	City	UTC Offset/ GMT Differential
RIO	Rio De Janeiro	-3
RAI	Praia	-1
UTC		0
LIS	Lisbon	
LON	London	
MAD	Madrid	
PAR	Paris	
ROM	Rome	+1
BER	Berlin	
STO	Stockholm	
ATH	Athens	
CAI	Cairo	+2
JRS	Jerusalem	
MOW	Moscow	+3
JED	Jeddah	
THR	Tehran	+3.5

City Code	City	UTC Offset/ GMT Differential
DXB	Dubai	+4
KBL	Kabul	+4.5
KHI	Karachi	+5
DEL	Delhi	+5.5
DAC	Dhaka	+6
RGN	Yangon	+6.5
BKK	Bangkok	+7
SIN	Singapore	
HKG	Hong Kong	+8
BJS	Beijing	
TPE	Taipei	
SEL	Seoul	+9
TYO	Tokyo	+9
ADL	Adelaide	+9.5
GUM	Guam	+10
SYD	Sydney	+10
NOU	Noumea	+11
WLG	Wellington	+12

- This table shows the city codes of this watch (As of July 2019).
- The rules governing global times (UTC offset and GMT differential) and summer time are determined by each individual country.

L-3

Free Manuals Download Website

<http://myh66.com>

<http://usermanuals.us>

<http://www.somanuals.com>

<http://www.4manuals.cc>

<http://www.manual-lib.com>

<http://www.404manual.com>

<http://www.luxmanual.com>

<http://aubethermostatmanual.com>

Golf course search by state

<http://golfingnear.com>

Email search by domain

<http://emailbydomain.com>

Auto manuals search

<http://auto.somanuals.com>

TV manuals search

<http://tv.somanuals.com>