

SHARP®

Oxford Dictionary of English
New Oxford Thesaurus of English
Oxford Dictionary of Quotations



MODEL

PW-E500

ELECTRONIC DICTIONARY OPERATION MANUAL

	Page
• Getting Started	2
• Using the <i>Oxford Dictionary of English</i>	14
• Using the <i>New Oxford Thesaurus of English</i>	18
• Using the <i>Oxford Dictionary of Quotations</i>	20
• Using the Super Jump function	23
• Using the History function	25
• Using the Calculator function	26
• Using the Converter function	27
• Appendices	29
• Introductions to the Dictionaries	32

Introduction

Thank you for purchasing the SHARP Electronic Dictionary, model PW-E500.

The PW-E500 contains data based on the following dictionaries (see page 4):

- Oxford Dictionary of English
- New Oxford Thesaurus of English
- Oxford Dictionary of Quotations

After reading this manual, store it in a convenient location for future reference.

NOTICE

- SHARP will not be liable nor responsible for any incidental or consequential economic or property damage caused by misuse and/or malfunction of this product and its peripherals, unless such liability is acknowledged by law.
- The specification of this product and its accessories, as well as information provided in this manual, is subject to change without prior notice.

CAUTION

- Do not carry the PW-E500 in the back pocket of slacks or trousers.
- Do not apply excessive physical pressure on the LCD panel because the glass material may break.
- Do not drop the PW-E500 or apply excessive force to it. Bending the unit unduly can damage it.
- Do not subject the PW-E500 to extreme temperatures. Do not expose the unit to an extremely humid or dusty environment.
- Do not apply extreme force when pressing the keys.
- Sharp or hard objects can scratch and damage the unit. Make sure it is adequately protected when carried with other objects.
- Since the unit is not waterproof, do not use it or store it where fluids can splash onto it. Raindrops, water spray, juice, coffee, steam, perspiration, etc. will also cause malfunction.
- Clean only with a soft, dry cloth. Do not use solvents.
- Use only a SHARP approved service facility.

NOTES

- Oxford is a registered trademark of Oxford University Press in the UK and in certain other countries.
- All company and/or product names are trademarks and/or registered trademarks of their respective holders.

CONTENTS

Getting Started

Using the PW-E500 for the first time	2
Layout	5
Basic Operation	7
Set-up Menu	11
Inputting Characters	12

Using the *Oxford Dictionary of English*

Looking up a word (Filter search)	14
Phrase search	15
Crossword solver	15
Anagram solver	16
Spellcheck function	16
Further information	17

Using the *New Oxford Thesaurus of English*

Looking up a word (Filter search)	18
Phrase search	19
Further information	19

Using the *Oxford Dictionary of Quotations*

Searching by an author name (Filter search)	20
Keyword search	21
Theme search	22
Random quote	22
Further information	22

Using the Super Jump function

How to use the Super Jump function	23
--	----

Using the History function

How to use the History function	25
---------------------------------------	----

Using the Calculator function

Prior to initiating calculations	26
Calculation examples	26

Using the Converter function

Currency converter	27
Metric converter	28

Appendices

Replacing the battery	29
Reset procedure if trouble occurs	30
Specifications	30
Troubleshooting	31
Product support	31

Introductions to the Dictionaries

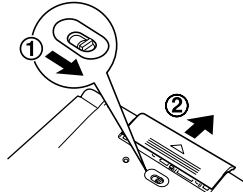
Oxford Dictionary of English	32
New Oxford Thesaurus of English	45
Oxford Dictionary of Quotations	50

Getting Started

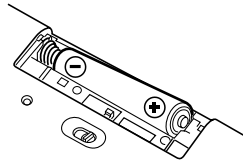
Using the PW-E500 for the first time

Be sure to perform the following operations before using the PW-E500 for the first time.

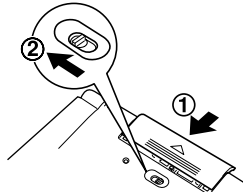
1. Set the battery replacement switch on the bottom of the unit to the 'REPLACE BATTERY' position.



2. Remove the battery cover.



3. Insert the one battery. Make sure the battery polarity is correct.



4. Replace the battery cover.

5. Set the battery replacement switch to the 'NORMAL OPERATION' position.

6. Open the unit and press **[ON/OFF]** to turn the power on.

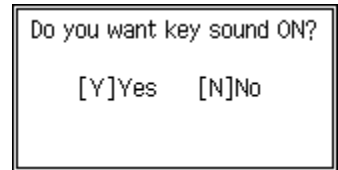
The LCD contrast screen will appear.

- Should a different screen appear, follow the reset procedure on page 30.
- If the power cannot be turned on:
 - Make sure the battery replacement switch is placed at the 'NORMAL OPERATION' position, then press **[ON/OFF]** again.
 - If the power still cannot be switched on, try following steps 1 through 6 in the above procedure again.



7. Adjust the LCD contrast by using **[Left Arrow]** and **[Right Arrow]**, and press **[ENTER]**.

The key sound on/off screen will appear.



8. Select **[Y]** or **[N]** to turn the key sound on/off.

The main menu screen will appear.

- The LCD contrast and the key sound settings can be adjusted later in the Set-up menu.



Turning the power on/off

The power can be switched on by pressing the keys listed below.

To turn off the power, press **ON/OFF**.

Key	Display status upon start-up
ON/OFF	Restores the display as it was before the unit was switched off (Resume function).
MENU	The main menu screen appears.
DICT THES QUOTE SPELL CALC	The main display of each dictionary and/or function appears (Direct-on function)

Auto power off function

To save the battery, the PW-E500 will automatically turn its power off if no key operations are detected for a set period of time. The activation interval initial setting is 5 minutes, but it can be adjusted by following the directions on page 12.

Key notation used in this manual

- All keys are framed (**A**), for instance); exceptions are found in the Calculator section, where the numeral entries are shown with real numbers.
- Keys are often assigned with more than one function. The appropriate key/function will be shown according to the input status.

<Example 1>

Q will be shown as either '**Q**', '**1**' or '**1**' depending on the input status.

<Example 2>

G will be shown as either '**G**' or '**+**' depending on the input status.

- The functions indicated with green typeface are second functions. Press and release **2nd**, then press an appropriate key.

<Example 1>

2nd **LIST** directs to press and release **2nd**, then press **LIST** (**ESC**).

2nd **PREV** directs to press and release **2nd**, then press **PREV** (**Λ**).

Data contained in the PW-E500

The dictionary data contained in this unit is based on the following dictionaries:

- Oxford Dictionary of English 2e © Oxford University Press 2003
- New Oxford Thesaurus of English © Oxford University Press 2000
- Oxford Dictionary of Quotations 5e © Oxford University Press 1999

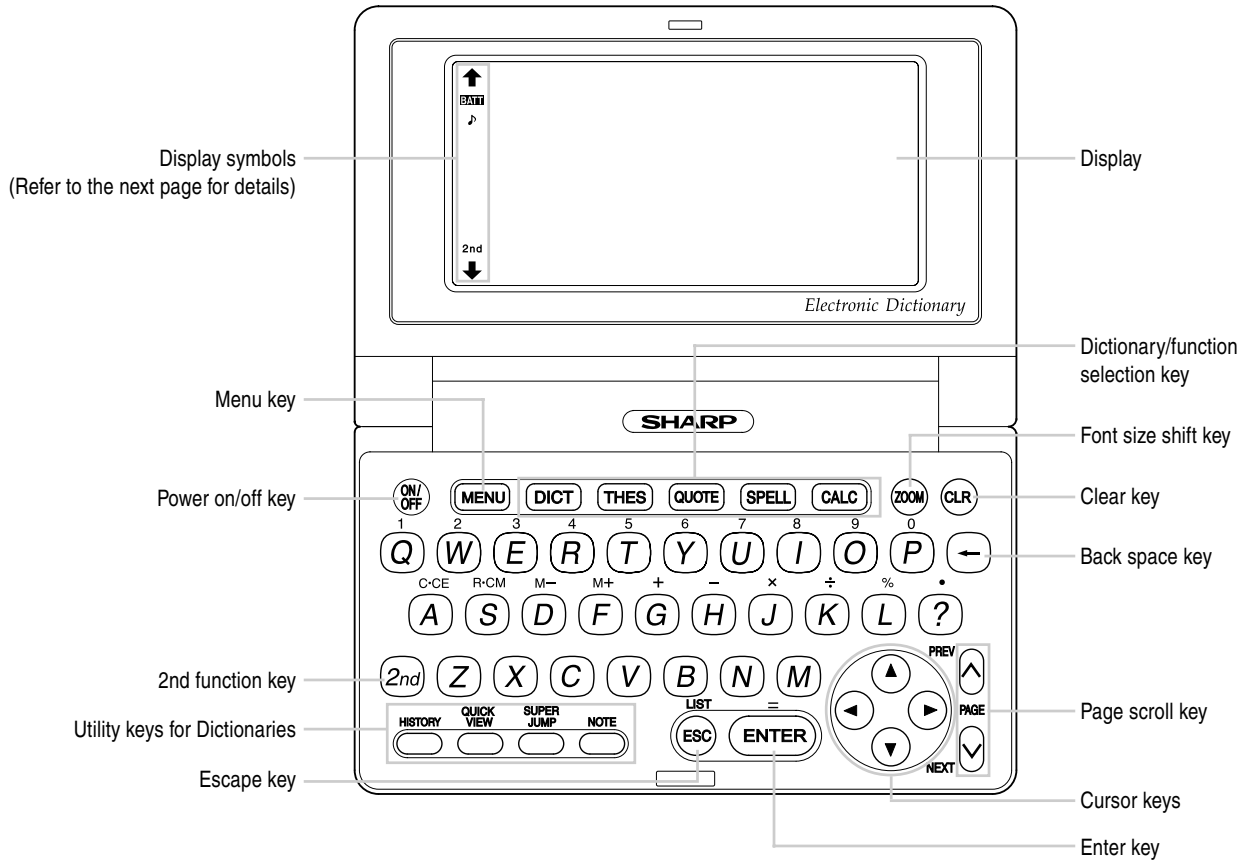
* All rights reserved. No part of this publication may be reproduced, stored in a retrieval system, or transmitted, in any form or by any means, without the prior permission in writing of Oxford University Press, or as expressly permitted by law, or under terms agreed with the appropriate reprographics rights organization. Enquiries concerning reproduction outside the scope of the above should be sent to the Rights Department, Oxford University Press.

- The data content of each Dictionary is mostly retained faithful to the original. However, some sections of the dictionary contents have had to be altered due to the limitations of the LCD display and for other reasons; these modifications have been implemented under the provisions of the publisher(s). In some rare cases, misspellings and/or mistypings may be found; these are 'errors' that have been retained unmodified from the source Dictionaries.





Note:

- For full information on the contents of the dictionaries, see Introductions on pages 32–54.
- This product does not contain the Appendix data found in the book version of the Oxford Dictionary of English 2e.








Layout



Key assignments

- DICT** : Opens the input screen for the *Oxford Dictionary of English*
- THES** : Opens the input screen for the *New Oxford Thesaurus of English*
- QUOTE** : Opens the input screen for the *Oxford Dictionary of Quotations*
- SPELL** : Opens the input screen for the spell checker
- CALC** : Opens the calculator function screen
- HISTORY**
 : Opens the history list of each Dictionary
- QUICK VIEW**
 : Brings up a 'digest' view of descriptions
- SUPER JUMP**
 : Initiates a definition search of a term in a detail view of each Dictionary
- NOTE**
 : Selects a Note icon in the detail view
- 2nd** : 2nd function key
Activates the second function (printed in green) assigned to the next key pressed.

Display symbols

- BATT** This symbol will be displayed when the battery level is low. Promptly replace the old battery with a new one.
-  Indicates that the key sound (beep) is set to ON.
- 2nd** Indicates that **2nd** has been pressed.
- 
 These arrows suggest that more contents can be browsed by scrolling up/down the window.
- 
 : Press to scroll up/down per text row.
- 
 : Press to scroll up/down per visible window.

Note:

- In this manual, symbols are not shown in the display examples.
- Certain symbols may appear on the display only when the LCD contrast is set to dark. Please ignore these symbols as they are not used by this product.

Operation guidance message

A brief guidance message may appear at the bottom of the screen to help you utilise functions more effectively.

Basic Operation

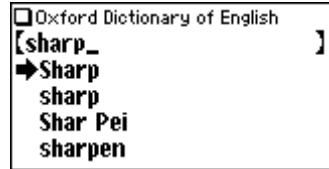
Inputting words for a dictionary search

In this section, the basic search operation is described. For details, refer to the manual chapter for each dictionary.

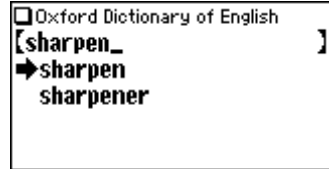
<Example>

Find definitions of 'sharpen' in the *Oxford Dictionary of English*.

1. Press **(DICT)** to display the input screen for the *Oxford Dictionary of English*, then input 'sharp'. The entries starting with 'sharp' is listed.



2. Enter 'en' to complete the spelling. The list is narrowed down further.



3. While the '➔' indication is visible on the left of 'sharpen', press **(ENTER)**.
 - Press **(ESC)** to go back to the previous view.
 - Press **(2nd) (LIST)** to list the headwords in the *Oxford Dictionary of English*.

Note:

- To learn different searching methods from those above, refer to the manual chapter for each dictionary.

Selecting a dictionary / function in the main menu

Press **(MENU)**.

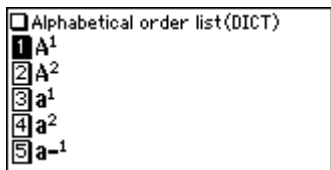
The main menu appears.



- Select an item by its index number using the number keys **(1)** through **(5)**. The initial screen of the selected item appears.
- The desired item can also be selected by using the **(▲)** **(▼)** keys, followed by pressing the **(ENTER)** key.

List view: selecting an item; scrolling

Press **(DICT)** to display the initial screen of the *Oxford Dictionary of English*, then press **(ENTER)**. The list view of the *Oxford Dictionary of English* appears.



Selecting an item or a word

Use the corresponding number key to the index number on the left of each item, or use the **(▲)** or **(▼)** key to place the cursor on the desired item, followed by pressing the **(ENTER)** key.

Scrolling the view

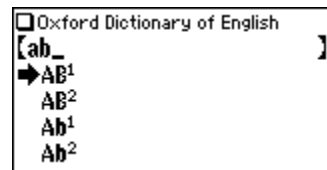
'▲' and/or '▼' may appear on the left side of the screen, indicating that more information can be browsed by scrolling up/down the view.

- 1) Press **(▼)** once to scroll down one text row. To scroll back one text row, press **(▲)** once.
- 2) Press **(V)** to scroll down a page. Press **(^)** to scroll the page up.

- Press and hold these keys to continuously scroll the lines/pages.

Filter search view: selecting an item; scrolling

Press **(DICT)**, then type **(A)**, and **(B)**. 'ab' is entered, and words starting from 'ab' listed.



Selecting each entry

Use **(▼)** **(▲)** to place the cursor (indicated as **➡** on the left of the listed items) at the desired entry, then press **(ENTER)**. The detail view of the entry appears.

Scrolling the view

Refer to the section 'Scrolling the view' in the previous section, 'List view: selecting an item; scrolling'.

Detail view: scrolling

Press **(DICT)**, then type **(A)**, and **(ENTER)**.
The detail view with definitions appears.

A¹ (also a)
► **noun** (pl. **As** or **A's**)
1 the first letter of the alphabet.
■ denoting the first in a set of items, categories,

Browsing contents above/below the screen

'↑' and/or '↓' may appear on the left side of the screen, indicating that more information can be browsed by scrolling up/down the view. Use **(▼)** **(▲)** or **(V)** **(^)**.

↑ sizes, etc.
■ denoting the first of two or more hypothetical people or things:
◊ suppose A had killed B.
■ the highest class of
↓

Scrolling up/down to the previous/next entry header

Press **(2nd)** **(NEXT)** to show the next entry header. To show the previous entry header, press **(2nd)** **(PREV)**.

Other useful keys

(ESC): Restores the previous view

(CLR): Shows the input screen of each Dictionary or the initial display of a function

(2nd) **(LIST)**: Shows the list view starting from the previously displayed header

Shifting the displayed character size (**(ZOOM)**)

Press the **(ZOOM)** key to shift the character size to be displayed.

12 dot-based (vertical pixel resolution) or 9 dot-based characters can be selected. For instance, press **(ZOOM)** to display the 12 dot characters to 9 dot characters. Press **(ZOOM)** again to toggle back the displayed characters to 12 dot-base.

A¹ (also a)
► **noun** (pl. **As** or **A's**)
1 the first letter of the alphabet.
■ denoting the first in a set of items, categories,
of items, categories,

12 dot-based (default)

A¹ (also a)
► **noun** (pl. **As** or **A's**)
1 the first letter of the alphabet.
■ denoting the first in a set of items, categories, sizes, etc.
■ denoting the first of two or more hypothetical people or things:
◊ suppose A had killed B.

9 dot-based

- The character size setting will be retained until the next time **(ZOOM)** is pressed.
- The **(ZOOM)** key is functional in the following views:
 - The list view, detail view or filter search view of each Dictionary
 - The Super Jump window
 - The contents of the Note

Recalling the terms previously searched (**(HISTORY)**)

The history of up to 30 items in each dictionary is automatically stored, and can be recalled easily by selecting the word in the history list. (For more information, see page 25.)

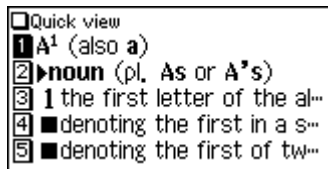
Listing a summary of detail view items (QUICK VIEW)

The Quick View function suppresses some examples and additional information, and lists out the main sections and senses (or quotations) from each detail view entry. Use this function to browse quickly through the summary of an entry.

<Example>

1. In the detail view shown on page 9, press (QUICK VIEW).

The Quick View screen appears.



2. While the relevant sense or section is on the screen, select the desired item by the index number. The detail view of the selected sense/section appears.
 - Press (QUICK VIEW) in the Quick View to display the detail view.

Searching a word on the screen (SUPER JUMP)

A word or jump icon (→) in the detail view can be selected for searching. (For more information, see page 23.)

Browsing Notes (NOTE)

A Note icon (←NOTE) may appear in the detail view. This indicates that a note can be selected to view extra information (additional information, usage note, etc.) of the entry.

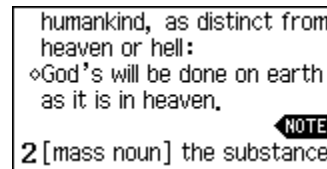
Press (NOTE) to select the icon. If more than one icon is visible, then the topmost icon will be selected, and use the (↓) (↑) (→) (←) keys to select the desired icon if necessary, then press (ENTER) to view the contents.

To exit, press (ESC) twice. The first push of the (ESC) key closes the contents view, then the second deselects the icon.

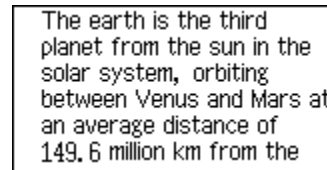
<Example>

Browse the Note contents of 'earth' in the *Oxford Dictionary of English*.

1. Open the detail view of 'earth'.
2. Use the (V) key or (↓) key to scroll down the view so that a Note icon will be visible.
3. Press (NOTE). The Note icon will be selected (reversed).



4. Press (ENTER). The contents of the Note is displayed.



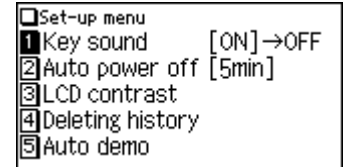
Note:

Using the **(NOTE)** key will display the following:

- Oxford Dictionary of English
 - Usage notes
 - Additional (boxed) information
- New Oxford Thesaurus of English
 - Tables (lists of items relevant to particular headwords)
 - Awkward synonyms and confusable terms
- Oxford Dictionary of Quotations
 - The full set of quotations for the given author (see page 21.)

Set-up Menu

Press **(MENU)** to display the main menu, then press **(5)**. The set-up menu appears.



Select a desired item to change the setting.

- To delete the history list, see page 25.

Setting the key sound on/off

The key sound (a short audible beep when a key is pressed) can be set to on or off.

1. Press **(MENU)**, **(5)**, then **(1)**, to toggle the key sound on or off.

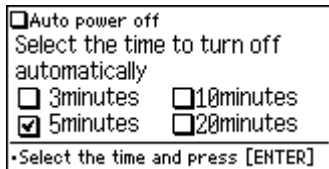
A splash message appears to indicate the change of setting, then the main menu will be displayed.

Setting the Auto power off activation time

This product automatically turns its power off to save the battery. The turn-off time is set to five minutes by default.

1. Press **(MENU)**, **(5)**, then **(2)**.

The Auto power off setting screen appears.



2. Use the **(▲)**, **(▼)**, **(◀)** and **(▶)** keys to place the check mark on the desired duration, then press **(ENTER)**.

The time will be set, then the main menu will be displayed.

Adjusting the LCD contrast

Select this menu item to adjust the LCD contrast.

1. Press **(MENU)**, **(5)**, then **(3)**.
2. To adjust the LCD contrast, use the **(◀)** (Lighter) key or **(▶)** (Darker) key, then press **(ENTER)** to return to the main menu.

Starting Auto Demo mode

Activate the Auto demo for a guided tour through the key features of the product.

1. Press **(MENU)**, **(5)**, then **(5)**, to start the Auto demo mode.
 - Press **(ESC)** or **(ENTER)** to end the Auto demo mode and return to the main menu.

Inputting Characters

Methods of inputting characters are described in this section.

Character entry

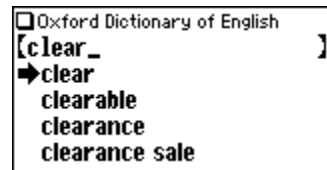
A simple example of inputting characters is shown below.

<Example>

Enter a word 'clear' for search.

1. Press **(DICT)** to open the input screen of the *Oxford Dictionary of English*.
2. Type 'clear'.

On the keyboard, press **(C)**, **(L)**, **(E)**, **(A)**, then **(R)**.



Note:

- While entering characters, exclude characters such as spaces, hyphens, apostrophes, slashes, and periods.

<Example>

Word	Entry for search
fast food	fastfood
weak-kneed	weakkneed
let's	lets
either/or	eitheror
a.m.	am

- Convert uppercase letters to lowercase.

<Example>

Word	Entry for search
AC	ac
UK	uk

- Spell out the numbers when applicable.

<Example>

Word	Entry for search
4WD	fourwd
A5	afive

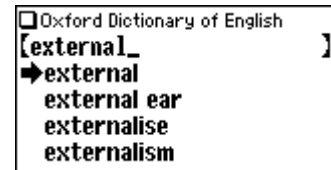
- Enter 'and' instead of '&'.
- To enter 'z', place 'l' instead. Likewise, place 'a' for '@' instead.
- When searching for a word with accented characters (such as 'ü', 'á', etc.), enter their unaccented equivalents via the keypad (such as 'u', 'a', etc.).

Modifying entry

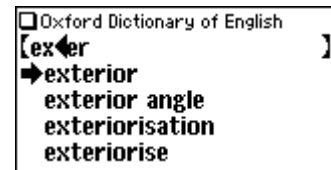
Deleting unnecessary characters

<Example>

1. Press **[DICT]** to open the input screen of the *Oxford Dictionary of English*.
2. Type 'external'.



3. While the cursor is at the end of the string, press **[←]** three times to delete 'nal'.
4. Next, press **[←]** three times to move the cursor under the letter 't'.

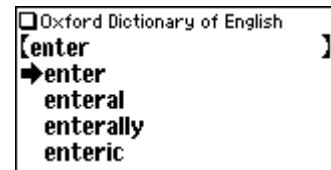


5. Press **[←]** once to delete a character on the left of cursor. 'x' will be deleted.

Adding characters

<Example>

6. In the above example, press **[N]** to insert a letter 'n' on the left of the cursor. The search will be narrowed with the word 'enter'.



Note:

- Press **[CLR]** to delete all characters entered.

Using the *Oxford Dictionary of English*

In this Dictionary, definitions of a word can be found by entering its spelling. Features such as Phrase search, Crossword solver, and Anagram solver are also available.

Looking up a word (Filter search)

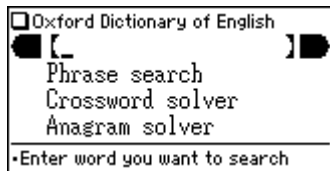
A definition of a word can be looked up by inputting its spelling.

<Example>

Find the definition of 'advance'.

1. Press **[DICT]** to open the *Oxford Dictionary of English*.

The input screen appears.



2. Input the spelling of 'advance'.

As you type, candidates for matching narrow. If the desired word is found, then there is no need to type any more letters.

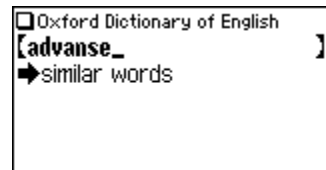
3. While **➔** appears on the left of 'advance', press **[ENTER]**. The detail view of the word appears.

- To browse contents on the next/previous page, press **[▼ ▲]** or **[V ^]**. You may also find the Quick View function useful.
- If a word selected is a close derivative of a headword, it may not have its own definitions. In these cases, it is helpful to scroll up within the detail view to find the definitions of the headword itself.
- To search for a word in the detail view, use the Super Jump function.
- Press **[ESC]** to return to the previous screen.

- Press **[2nd] [LIST]** to list the headwords in the *Oxford Dictionary of English*.
- To search a different word, simply input a new spelling for the word, or press **[CLR]** or **[DICT]** to go to the dictionary's input screen.

If there is no match found

As you input the spelling of the desired word, the dictionary will narrow down the matching candidates. If the match is narrowed down to none (i.e. no word starting with the spelling is found in the Dictionary), the message 'similar words' appears.



In this case, press **[ENTER]** to list the dictionary entries alphabetically after the entered spelling.

Note about entering characters

While entering characters, exclude characters such as spaces, hyphens, apostrophes, slashes, and periods. See page 12 for details.

Note:

- The wildcard character '?' must not be entered in the input field of the Dictionary. The wildcard character '?' can be used in the Crossword solver (see page 15) and Random quote function (see page 22).
- Up to 24 characters can be entered in the input field of the Dictionary. When searching words containing 25 characters or more, narrow down the search to select the words from the list manually.

Browsing Notes

When the **[NOTE]** icons appear in the detail view, a note can be selected and browsed. For details, refer to page 10–11.

Note:

- In many cases, the **[NOTE]** icon only appears at the bottom of an entry, but contains important information about usage of the headword as a whole. If unsure about usage, scroll down to the bottom of the entry to access any relevant notes.

Phrase search

To search for idioms or phrasal verbs, enter no more than three words in the input field. The phrases containing ALL the entered words can be searched for.

<Example>

Search for a phrase containing 'take' and 'care'.

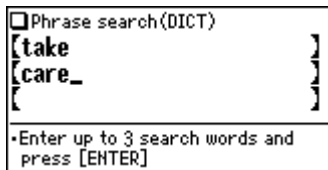
1. Press **[DICT]** to open the *Oxford Dictionary of English*.

Press **[▼]** once to place the cursor at the 'Phrase search', then press **[ENTER]**.

The input screen of the Phrase search appears.

2. Input 'take', press **[▼]**, followed by 'care'.

To input more than one word, input each word in the separate input field. Use the **[▼]** **[▲]** keys to move the cursor. Each input field can accommodate up to 24 characters.



3. Press **[ENTER]**.

A list of phrases containing the words appears.

If no matching phrase is found, then a message 'Not Found!' will momentarily be displayed.

4. Select the desired index of the phrase using the number key(s). The definition of the selected phrase is displayed.
 - Press **[ESC]** to return to the previous view.
 - Press **[2nd]** **[LIST]** to list the index of phrases containing the words.
 - To search for a new phrase, simply begin inputting new words, or press **[CLR]** to go back to the input screen to start a new search.

Crossword solver

Use a wildcard character '?' to search for words with ambiguous spellings. Place the appropriate number of '?' characters in the places of characters yet to be determined.

<Example>

Find a matching word for a query 'ma???n'.

1. Press **[DICT]** to open the *Oxford Dictionary of English*.

Press the **[▼]** key twice to place the cursor at the 'Crossword solver', then press **[ENTER]**.

The Crossword solver's input screen appears.

2. Type 'ma???n' into the input field. Press the **[?]** key three times to enter '???'.

3. Press **[ENTER]** to start the search.

A list of the wildcard matches appear. Up to 100 words may be displayed in the list.



4. In the list, select a desired word using the number keys.

The detail view with definitions of the selected word appears.

- Press **[ESC]** to return to the previous view.
- Press **[2nd]** **[LIST]** to list the headwords in the *Oxford Dictionary of English*.
- To initiate another search, simply type in the new spelling or press **[CLR]** to return to the input screen of the Crossword solver.

Anagram solver

A word or series of letters can be entered to find any matching anagrams found in the *Oxford Dictionary of English*.

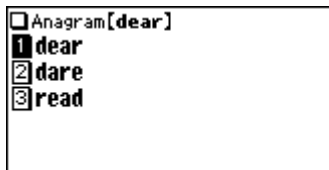
<Example>

Find anagrams for 'dear'.

1. Press **[DICT]** to open the *Oxford Dictionary of English*.

Press the **[▼]** three times to place the cursor at the 'Anagram solver', then press **[ENTER]**. The input screen of the Anagram solver appears.

2. Place 'dear' in the input field, then press **[ENTER]** to initiate the search. Up to 100 words may be displayed in the list.



3. In the list of matches, use the number keys to select a word.

The detail view with definitions of the selected word appears.

- Press **[ESC]** to return to the previous view.
- Press **[2nd] [LIST]** to list the headwords in the *Oxford Dictionary of English*.
- To initiate another search, simply type in the new spelling or press **[CLR]** to return to the input screen of the Anagram solver.

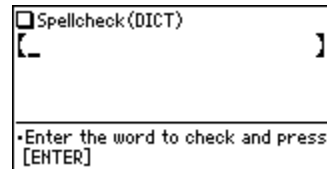
Spellcheck function

The spellcheck function can be helpful when the exact spelling of a query word is not known.

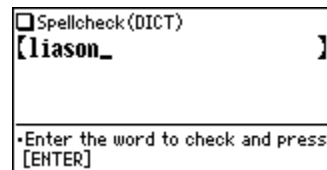
<Example>

You are not sure whether 'liason' or 'liaison' is correct.

1. Press **[SPELL]** to open the input screen of the spellcheck function.

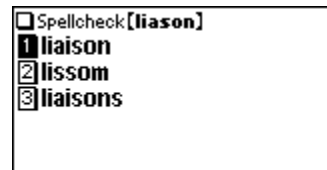


2. Enter 'liason'.



3. Press **[ENTER]** to initiate the spellcheck function.

Words with similar spellings will be listed.



- While 'Searching... Press **[ENTER]** to break' is visible, press **[ENTER]** to stop the search. Note that if the search is interrupted, the list of possible results may not include all the closest matches.
- If the word is typed with the correct spelling, it will appear at the top of the displayed list.
- If two or more words with an identical spelling are found in the list, then the relevant headword will also be displayed, after an arrow symbol.

4. In the list, select a desired word using the number keys (press **1**, in this example). The detail view with descriptions of the word is displayed.
- If a word selected is not in its original form, and cannot be found as a headword, then the detail view of the word's original form will be displayed. It may be necessary to scroll down within the detail view to find the desired word form.
 - Press **(ESC)** to go back to the previous view.
 - Press **(2nd) (LIST)** to list the headwords in the *Oxford Dictionary of English*.

Note:

- Up to 100 words may be displayed in the list.

If the list of words do not appear as expected:

- Searching words with particular spellings may take more time to complete than others.
- If no word is given, a message 'Not Found!' will momentarily be displayed, followed by the input screen of the spellcheck function. In this case you may wish to start the search again with a new spelling for the word.

Further information

For further information on using this dictionary, refer to the Introduction on pages 32-45.

Using the *New Oxford Thesaurus of English*

Input a word in this Thesaurus to find its synonyms, as well as antonyms and other related terms in the detail view.

Looking up a word (Filter search)

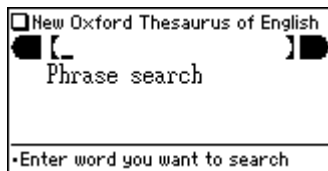
Find a set of related words by inputting the spelling of a given word.

<Example>

Find a set of relative words for 'make'.

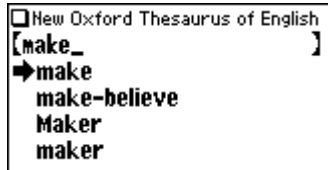
1. Press **(THES)** to open the *New Oxford Thesaurus of English*.

The spelling input screen of the Thesaurus appears.



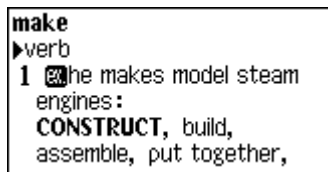
2. Input 'make'.

As you type, options are narrowed. If the desired word is found, then you do not need to type any more letters.



3. While **➔** appears on the left of 'make', press **(ENTER)**. The detail view of the word 'make' appears.

- To browse contents on the next/previous page, press **(▼)**, **(▲)** or **(V)** **(^)**. You may also find the Quick View function useful.



- To search a word in the detail view, use the Super Jump function.
- Press **(ESC)** to return to the previous screen.
- Press **(2nd) (LIST)** to list the headwords in the *New Oxford Thesaurus of English*.
- To search a different word, simply begin inputting a new word, or press **(CLR)** or **(THES)** to go to the input screen of the *New Oxford Thesaurus of English*.

If there is no match found

The same view / message appears as for the *Oxford Dictionary of English*. See page 14 for details.

Note about entering characters

While entering characters, exclude characters such as spaces, hyphens, apostrophes, slashes, and periods. See page 12 for details.

Note:

- Up to 24 characters can be entered in the input field. When searching words containing 25 characters or more, narrow down the search to select the words from the list manually.

Browsing Notes

When the **<NOTE>** icons appear in the detail view, a note can be selected and browsed. For details, refer to page 10-11.

Note:

- In many cases, the **<NOTE>** icon only appears at the bottom of an entry, but contains important information about usage of the headword as a whole. If unsure about usage, scroll down to the bottom of the entry to access any relevant notes.

Phrase search

To search for idioms or phrasal verbs, enter no more than three words in the input field. The phrases containing ALL the entered words can be searched for.

<Example>

Search for a phrase containing 'make' and 'up', and find its synonyms.

1. Press **(THES)** to open the *New Oxford Thesaurus of English*.

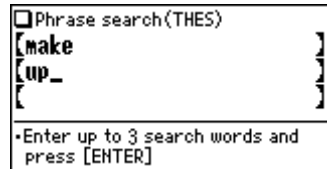
Press **(▼)** once to place the cursor at the 'Phrase search', then press **(ENTER)**.

The input screen of the Phrase search appears.

2. Input 'make', press **(▼)**, followed by 'up'.

To input more than one word, input each word in the separate input field.

Use the **(▼)** **(▲)** keys to move the cursor. Each input field can accommodate up to 24 characters.



3. Press **(ENTER)**.

A list of phrases containing the words appears.

If no matching phrase is found, then a message 'Not Found!' will momentarily be displayed.

4. Select the desired index of the phrase using the number key(s). The detail view of the selected phrase is displayed.
 - Press **(ESC)** to return to the previous view.
 - Press **(2nd)** **(LIST)** to list the index of phrases containing the words.
 - To search for a new phrase, simply begin inputting new words, or press **(CLR)** to go back to the input screen to start a new search.

Further information

For further information on using this thesaurus, refer to the Introduction on pages 45-50.

Using the *Oxford Dictionary of Quotations*

Input an author's surname in the *Oxford Dictionary of Quotations* to find his/her quotations. A search can also be initiated by keywords and themes, or it is possible to display quotations at random.

Searching by an author name (Filter search)

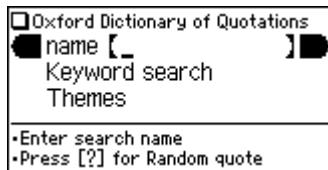
Find a set of related quotations by inputting the spelling of an author.

<Example>

List a set of quotations by 'William Shakespeare'.

1. Press **(QUOTE)** to open the *Oxford Dictionary of Quotations*.

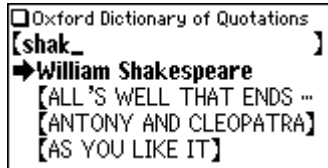
The name input screen of the *Oxford Dictionary of Quotations* appears.



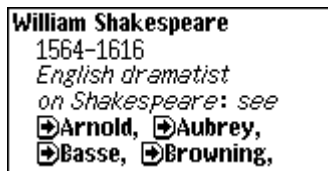
2. Start to input the word 'shakespeare'.

As you type, the match narrows. If the desired word is found, then you do not need to type any more letters.

- In this example, the rows headed by **[** contain subheadings within the entry for 'William Shakespeare'.



3. While **➔** appears to the left of 'William Shakespeare', press **(ENTER)**. The detail view of the entry 'William Shakespeare' appears.



- To browse contents on the next/previous page, press **(▼ ▲)** or **(V ▲)**. You may also find the Quick View function useful.
- To search a word in the detail view, or to search for an item indicated under the **➔**, use the Super Jump function.
- Press **(ESC)** to return to the previous screen.
- Press **(2nd) (LIST)** to list the headings in the *Oxford Dictionary of Quotations*.
- To search a different word, simply begin inputting a new spelling for the word, or press **(CLR)** or **(QUOTE)** to go to the input screen of the *Oxford Dictionary of Quotations*.

If there is no match found

The matching headers narrows down as you type. If the match is narrowed down to none, a message 'similar words' will be displayed. Press **(ENTER)** to list the headers that alphabetically follow the entered string.

Note about entering characters

While entering characters, exclude characters such as spaces, hyphens, apostrophes, slashes, and periods. See page 12 for details.

Note:

- The names of collections or compilations, such as the 'Bible' or 'Anonymous', can be used for a search.
- Instead of inputting an author's surname, you might wish to try entering his/her known pseudonym or nickname (See pages 53-54 for details).
- Some authors may appear in a joint entry with a common co-author or associate, as well as their own individual entry. In these cases, the author's name is listed twice in search results, ordered according to the first name in the joint entry. The detail view automatically scrolls down so the search term is at the top - if this is part of a larger entry, the up arrow will appear top left.

Keyword search

The *Oxford Dictionary of Quotations* can accept up to three keywords for a search. The quotations containing ALL the entered keywords can be searched for.

<Example>

Find quotations that incorporate 'man' and 'woman'.

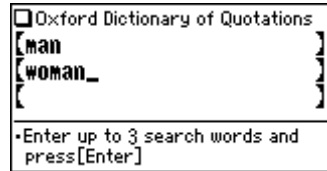
1. Press **[QUOTE]** to open the *Oxford Dictionary of Quotations*.

Press the **[▼]** key to place the cursor at the 'Keyword search', then press **[ENTER]**.

The input screen of the Keyword search appears.

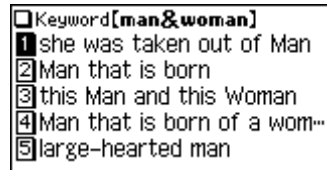
2. Input 'man', press the **[▼]** key, then input 'woman'.

Up to 24 characters can be entered in each input field. To jump the cursor from one input field to another, use the **[▲]** **[▼]** keys.



3. Press **[ENTER]**.

The search results of the *Oxford Dictionary of Quotations* are listed. If no match is found, a message 'Not Found!' will momentarily be displayed.



Note:

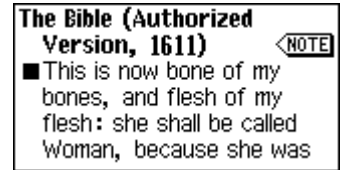
- The list consists of essential words in the quotations that include the given keyword. Even if more than two keywords are given, the list will consist of essential words in the quotations that include the first keyword.
- Singular and plural nouns must be searched for separately. Words such as 'man' and 'men', as well as 'lover' and 'lovers', are to be searched as two different words.
- To search for compound words such as 'Holy Ghost', 'middle class', and 'self-made', modify the entry by eliminating space and hyphen (i.e. 'holyyghost', 'middleclass', and 'selfmade'), to form a single keyword.

4. Select the desired quotation using the number keys (press **[1]**, in this example). The details of the selected quotation appear.

- The Quick View function cannot be activated from this screen.
- The name of the author and the Note icon (**[NOTE]**) will appear on the first or second row.

While the Note icon is visible on the screen, press **[NOTE]** and **[ENTER]** to view the full set of quotations of the author (the same result can be viewed by initiating the search by entering the name of the author).

- Press **[ESC]** to return to the previous screen.
- Press **[2nd]** **[LIST]** to list the search results.
- To initiate a new search, simply start typing, or press **[CLR]** to go to the input screen of the keyword search.



Theme search

Quotations organized under a particular theme, such as business, politics or love, can be searched.

<Example>

Find a quotation with 'Age' as its theme.

1. Press **QUOTE** to open the Oxford Dictionary of Quotations.

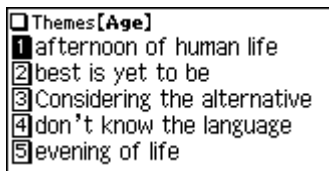
Press **▼** twice to set the cursor at 'Themes', then press **ENTER**.

A list of themes appear. To scroll up/down the view, use **▼** **▲** and/or **V** **Λ**.



2. Use the number key to select 'Age'.

A list of quotations under the theme 'Age' is displayed.



3. Select a desired quotation using the number keys. The details of the selected quotation appear.

- The Quick View function cannot be activated from this screen.
- The name of the author and the Note icon (**<NOTE**) will appear on the first or second row.

While the Note icon is visible on the screen, press **NOTE** and **ENTER** to view the full set of quotations of the author (the same result can be viewed by initiating the search by entering the name of the author).

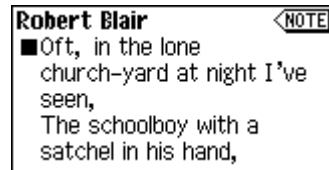
- Press **ESC** to return to the previous screen.
- Press **2nd** **LIST** to view a list of quotations under the theme.

Random quote

Random quote can be requested by pressing the **?** at the initial screen of the *Oxford Dictionary of Quotations* or in the detail view of the author.

<Example>

1. Press **QUOTE** to open the initial screen of the *Oxford Dictionary of Quotations*.
2. Press **?**. A randomly selected quotation is displayed.



- Press **?** several times to sequentially initiate the Random quotes.
- Press **ESC** to return to the initial screen of the *Oxford Dictionary of Quotations*.
- The name of the author and the Note icon (**<NOTE**) will appear on the first or second row. While the Note icon is visible on the screen, press **NOTE** and **ENTER** to view the full set of quotations of the author (the same result can be viewed by initiating the search by entering the name of the author).

Further information

For further information on using this dictionary, refer to the Introduction on pages 50-54.

Specifying a Dictionary to jump to

In step 4 above, press **(DICT)** or **(THES)** instead of pressing **(ENTER)**, to specify the Dictionary to jump to.

Note icon in the Super Jump window

When the Note icon appears in the Super Jump window, press **(NOTE)** and **(ENTER)** to view the contents.

About the detail view after the Jump

- The behaviour and function of the detail view is the same as the detail view after an ordinary search.
- Press **(CLR)** at the detail view to go back to the Dictionary's input screen.
- A chain of multiple Super Jump actions can be backtracked up to 10 times by pressing the **(ESC)** key.

Using the History function

Use the History function to recall a headword or phrase previously searched in the Dictionaries.

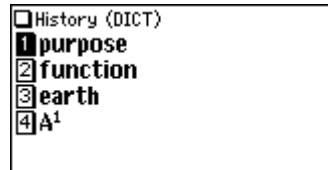
How to use the History function

<Example>

Recall the search history in the *Oxford Dictionary of English*.

1. Press **[DICT]** to open the *Oxford Dictionary of English*.
2. Press **[HISTORY]**. The history view appears, with the most recent search placed at the top of the list.

When '↑' and/or '↓' appears on the left side of the window, **[▼]**, **[▲]** or **[▽]** **[▲]** can be used to scroll the window.



3. Use the number keys to select a desired word in the list.

The detail view of the selected word appears.

Note:

- Each Dictionary has its own history list. Additionally, phrase search history list of each of the *Oxford Dictionary of English* and the *New Oxford Thesaurus of English* is made.
- To view the history list, press **[HISTORY]** at the initial screen of each Dictionary, and the initial screen of each phrase search.
- Truncated words in the list are indicated with trailing '...' at the end.
- Each history list can contain up to 30 items.
- The items selected by the Random quote in the *Oxford Dictionary of Quotations* will also be added in the history.

Deleting a history item

1. Display the history list on the screen.
2. Use the **[▼]** or **[▲]** key to place the cursor on the word to be deleted. The reverse colour indicates the selected item.
3. Press **[←]**. A confirmation dialog for deletion appears.
4. Press **[Y]**. The selected word is deleted.

Deleting the history list of a Dictionary

1. Press **[MENU]**, then **[5]** to open the Set-up menu.
2. Press **[4]** to select 'Deleting history'.
3. Use the number keys to select the history list you wish to delete. A confirmation dialog for deletion appears.
 - To delete all history lists, select 'ALL'.
 - Selecting 'only DICT' or 'only THES' will also delete the history list of each phrase search.
4. Press **[Y]**. The selected history is deleted and the main menu appears.

Using the Calculator function

The built-in calculator in the Electronic Dictionary can perform twelve-digit arithmetic calculations with memory function. To access the Calculator function, press **CALC**.

Prior to initiating calculations

- Before performing any calculation, press **(R-CM)** **(R-CM)** **(CLR)** to clear the memory and the display.
- To start a calculation with a negative number, place a subtraction sign by pressing **(-)** at the beginning of the calculation.
- If you wish to correct a wrong entry, press **(C-CE)** and re-enter the figure.
- In the calculation examples found in this section, indications and icons that may appear on the screen ('= ', 'M+', 'M-', '+', '-', 'x', and '÷') are abbreviated or are not shown. These icons appear to show you the interim result of calculations. For example, the '= ' icon appears on the screen when **(=)** or **(%)** is pressed, while icons such as 'M+' and '+' appear after each corresponding key has been pressed.
- An 'M' is shown when a value other than 0 is put in the memory. To clear the content of the memory, press **(R-CM)** twice. Note that the pressing of **(M+)** or **(M-)** also functions as **(=)**.
- Press **(ENTER)** to enter '='. To input '.' (decimal point), press **(.)**.
- An error message 'E' is displayed if:
 - the integer section of a calculation result exceeds 12 digits
 - the memory exceeds 12 digits
 - an attempt is made to divide a number by zero.
 Press **(C-CE)** to clear the error condition.

Calculation examples

Example	Operation	Display
$(-24) \div 4 - 2 =$	(C-CE) (-) 24 (÷) 4 (-) 2 (=)	-8.
$34 + 57 =$	34 (+) 57 (=) The second figure (57)	91.
$45 + 57 =$	45 (=) becomes the constant. (Subtraction and division are performed in the same way as above.)	102.
$68 \times 25 =$	68 (x) 25 (=) The first figure (68)	1,700.
$68 \times 40 =$	40 (=) becomes the constant.	2,720.
What is 10% of 200?	200 (x) 10 (%)	20.
What percentage is 9 of 36?	9 (÷) 36 (%)	25.
$200 + (200 \times 10\%) =$	200 (+) 10 (%)	220.
$500 - (500 \times 20\%) =$	500 (-) 20 (%)	400.
$(4^3)^2 =$	4 (x) (=) (=) (x) (=)	4,096.
$1/8$	8 (÷) (=)	0.125
$25 \times 5 =$	(R-CM) (R-CM) 25 (x) 5 (M+)	^M 125.
$-) 84 \div 3 =$	84 (÷) 3 (M-)	^M 28.
$+) 68 + 17 =$	68 (+) 17 (M+)	^M 85.
(Total) =	(R-CM)	^M 182.
$135 \times (12 + 14) =$	(R-CM) (R-CM) 12 (+) 14 (M+) 135 (x) (R-CM) (=)	^M 3,510.
$(12 + 14) \div 5 =$	(R-CM) (R-CM) (÷) 5 (=) (R-CM) (R-CM) (CLR)	^M 5.2 0.
$123456789098 \times 145 =$	123456789098 (x) 145 (=) (C-CE) (17.9012344192 $\times 10^{12}$ = 17901234419200)	^E 17.9012344192 17.9012344192

Using the Converter function

The Converter function consists of two converters: the Currency converter, and the Metric converter.

Currency converter

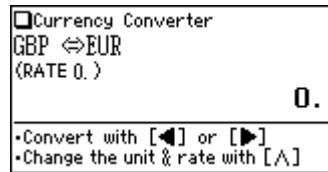
Setting a currency rate

One conversion rate can be set.

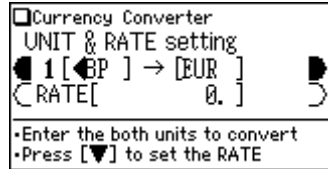
<Example>

Set the following rate: £1 = €0.7

1. Press **(MENU)** **(4)** **(1)** to access the Currency converter.



2. Press **(^)**. The input fields for the currency name and rate appear.



3. Use the **(▲)** **(▼)** keys to place the cursor at the desired input field, then input the currency name and its rate. In this example, press **(▼)** and input '0.7'.
 - The currency name field of currency converter is temporarily pre-defined, as seen in the above example.
 - When inputting the desired currency name, press **(CLR)** to clear the input field and use no more than four letters. Use the **(◀)** **(▶)** keys to set the cursor on the left/right of the currently selected input field.
 - In the left input field, enter the base currency name. In the input field on the right, place the currency name of which you wish to set the conversion rate.
 - Up to 10 digits (excluding the decimal point) can be entered in the currency rate input field.
4. Press **(ENTER)**. The currency name and its rate are set.

Converting currencies

The conversion calculation can be performed using the previously set conversion rate.

<Example>

Convert €175 to pounds (£) when setting the rate: £1 = €0.7.

1. Press **(MENU)** **(4)** **(1)** to display the currency converter.
2. Input '175'. You may input a simple formula, such as '35 × 5 =', instead.
3. Press **(▶)** to execute the conversion from € to £. The converted value of £250 is displayed.
 - Pressing **(▶)** executes a pound-to-euro conversion. In this case, the converted value of €122.5 will be displayed.
 - The **(◀)** and **(▶)** arrows on the screen indicate the direction of conversion.
 - To initiate conversion of a different value, just enter the value to be converted, or press **(C-CE)** to clear the value in the input field prior to entering the new conversion.
 - Press **(ESC)** to return to the Converter menu.

Metric converter

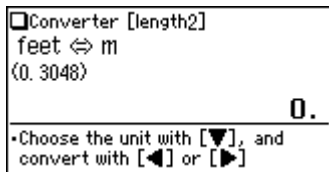
Conversions between different units of measurement (length, mass, etc.) can be performed.

<Example>

Convert 40 feet to metres.

1. Press **MENU** **4** **2** to access the Metric converter.

2. Use **▲** **▼** to select 'Converter [length2] [length2]':



3. Input '40'. You may input a simple formula, such as '25 + 15 =', instead.

4. Press **▶**. The value in feet is converted to the metric value.

- Press **◀** to convert from the metric value to feet. In this case, the given value '40' will be taken as the metric value to be converted to feet.
- The **◀** and **▶** arrows on the screen indicate the direction of conversion.
- To initiate conversion of a different value, just enter the value to be converted, or press **C-CE** to clear the value in the input field prior to entering the new conversion.
- Use the **▼** or **▲** key to select one of the other Metric converters.
- Press **ESC** to return to the Converter menu.

Units capable of being converted

The following conversion formulae can be utilised.

length1: inch ⇔ cm

length2: feet ⇔ m

length3: yard ⇔ m

length4: mile ⇔ km

weight1: ounce ⇔ g

weight2: pound ⇔ kg

temperature: °F ⇔ °C

volume: pint ⇔ litre

surface area1: mile² ⇔ km²

surface area2: acre ⇔ hectare

Appendices

Replacing the battery

Battery used

- Use only the specified alkaline battery.

Type	Size / Model	Quantity
Alkaline battery	Size "AAA" / LR03	1

Precautions

- Fluid from a leaking battery accidentally entering an eye could result in serious injury. Should this occur, wash with clean water and immediately consult a doctor.
- Should fluid from a leaking battery come in contact with your skin or clothes, immediately wash with clean water.
- If the product is not to be used for some time, to avoid damage to the unit from a leaking battery, remove it and store in a safe place.
- Do not leave an exhausted battery inside the product. It may leak and damage the product.
- Keep batteries out of the reach of children.
- Incorrect handling of batteries may introduce risk of explosion.
- Do not throw batteries into a fire as they may explode.
- Make sure the new battery is the correct type before fitting.
- When installing, orientate the battery correctly as indicated in the unit.
- The battery packaged with this product may be partially exhausted during the shipment and/or storage period, and may need to be replaced sooner than expected.

When to replace the battery

Replace the battery immediately in the following cases:

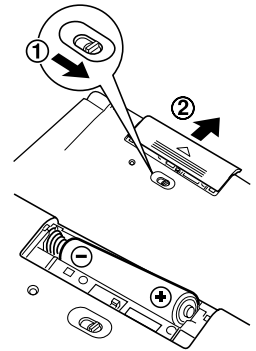
- When **BAT** is displayed.
- When the message 'Replace the battery' appears upon turning the power on.

Note:

- If the battery replacement cannot be done, then the History list, as well as the Calculator's memory, and the Currency converter configuration may be cleared shortly. Also, the Set-up menu configuration may be reset.

Replacement procedure

1. Switch off the power by pressing **(ON/OFF)**.
2. Set the battery replacement switch located on the bottom of the unit to the 'REPLACE BATTERY' position.
3. Remove the battery cover.
4. Remove the used battery and insert the one new battery. Make sure the battery polarity is correctly orientated.
5. Replace the battery cover.
6. Set the battery replacement switch to the 'NORMAL OPERATION' position.
7. Open the unit and press **(ON/OFF)** to turn the power on.
The LCD contrast screen appears.
 - If the power cannot be switched on, try following steps 2 through 7 in the above procedure again. Should this fail, then follow the reset procedure on the following page.
8. Follow the instructions on the screen to adjust the LCD contrast, as well as to set the key sound on/off configuration (see steps 7 through 8 of the procedure on page 2.)



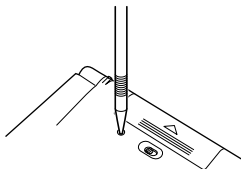
Reset procedure if trouble occurs

Exposure to a strong physical shock or powerful electrical fields may render the keys inoperable, to the point that the power cannot be switched on. If such case is suspected, try following the procedure below.

Reset procedures

1. Press the RESET switch located on the bottom of the unit, with the tip of a ball-point pen or similar object. Do not use an object with a breakable or sharp tip.

The message 'Do you want to initialize?' appears.



2. Press **(Y)** to initialize the unit.
 - A message 'Initialized!' is momentarily displayed, followed by the LCD contrast adjustment screen.
 - If **(N)** is selected, then the unit will not be initialized.
3. Follow the instructions on the screen to adjust the LCD contrast, as well as to set the key sound on/off configuration (see steps 7 through 8 of the procedure on page 2.)

Note:

- **The reset procedure will clear the History list, Calculator's memory, and configuration of the Currency converter, as well as to reset the Set-up menu configuration. To avoid these, you may press **(N)** at step two of the above.**
- Occasionally when corruption of data etc. occurs, the reset procedure may automatically be initiated upon pressing of the RESET switch or the **(ON/OFF)** key. When this occurs, the message 'Initialized!' will be displayed, followed by the LCD contrast screen. Follow the instructions on the LCD contrast, as well as to set the key sound on/off configuration.

Specifications

Model:	PW-E500
Product name:	Electronic Dictionary
Display:	159 × 80 dot matrix LCD
Number of entries:	<ul style="list-style-type: none">• Oxford Dictionary of English: Approx. 355,000 words, phrases, and definitions• New Oxford Thesaurus of English: Approx. 600,000 alternative and opposite words• Oxford Dictionary of Quotations: Approx. 20,000 quotations, comprehensively indexed Approx. 3,200 authors
Calculator function:	12-digit calculation of addition, subtraction, multiplication, division, percentage, memory calculation, etc.
Converter function:	12-digit conversion of currency and measurement
Power consumption:	0.11 W
Operating temperature:	0°C - 40°C (32°F - 104°F)
Power supply:	1.5 V ∴ (DC): Alkaline battery LR03 (size "AAA") × 1
Battery life:	Approx. 200 hours If data is continuously displayed at 25°C (77°F) Note: May vary according to various usage conditions
Weight (including battery):	Approx. 148 g (0.33 lb)
Dimensions (when closed):	125 mm (W) × 79.4 mm (D) × 16.8 mm (H) 4-29/32" (W) × 3-1/8" (D) × 21/32" (H)
Accessories:	Alkaline battery LR03 (size "AAA") × 1, operation manual

Troubleshooting

Refer to the list of possible symptoms, and solutions may be found here.

The unit cannot be switched on.

- Check if the battery is not drained. See page 29.
- Check the battery replacement switch; it should be set at the 'NORMAL OPERATION' position. See page 2.
- Check the polarity of the battery. See page 2.
- Verify the LCD contrast setting; the power may be switched on, but the message on the screen may not be visible. See page 12.
- If the above settings appear normal, then press the RESET switch. See page 30.

The screen is dark or light.

- Adjust the LCD contrast. See page 12.

The key sound cannot be heard.

- The key sound may be set to OFF. See page 11.

The unit does not respond to a key press.

- Press the RESET switch. See page 30.

The unit shuts off automatically.

- The Auto power off function is in action. The activation interval of the Auto power off function can be adjusted. See page 12.

The desired word cannot be found.

- A variant form of the word may have been entered. Enter the original form.

Product support

If you have read this operation manual, but you still require product support, you can:

Visit our web site

<http://www.sharp.co.uk>

Or Telephone

08705 274277

Introductions to the Dictionaries

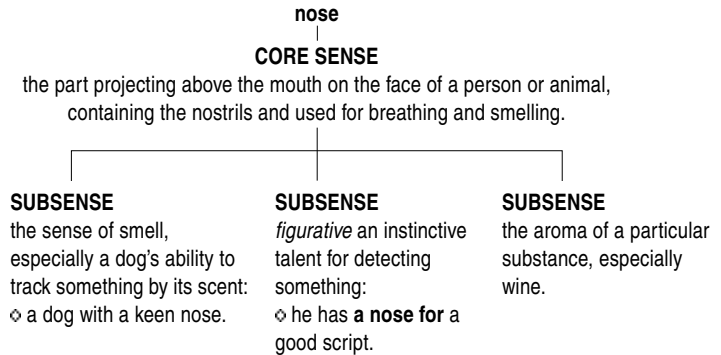
Oxford Dictionary of English

Introduction

The *Oxford Dictionary of English* has been compiled according to principles which are quite different from those of traditional dictionaries. New types of evidence are now available in sufficient quantity to allow lexicographers to construct a picture of the language that is more accurate than has been possible before. The approach to structuring and organizing within individual dictionary entries has been rethought, as has the approach to the selection and presentation of information in every aspect of the dictionary: definitions, choice of examples, grammar, word histories, and every other category. New approaches have been adopted in response to a reappraisal of the workings of language in general and its relationship to the presentation of information in a dictionary in particular. The aim of this introduction is to give the user background information for using this dictionary and, in particular, to explain some of the thinking behind these new approaches.

Structure: Core Sense and Subsense

The first part of speech is the primary one for that word: thus, for **bag** and **balloon** the senses of the noun are given before those for the verb, while for **babble** and **bake** the senses of the verb are given before those of the noun.



Within each part of speech the first definition given is the **core sense**. The general principle on which the senses in the *Oxford Dictionary of English* are organized is that each word has at least one core meaning, to which a number of subsenses may be attached. If there is more than one core sense (see below), this is introduced by a bold sense number. Core meanings represent typical, central uses of the word in question in modern standard English, as established by research on and analysis of the Oxford English Corpus and other citation databases. The core meaning is the one accepted by native speakers as the most literal and central in ordinary modern usage. This is not necessarily the same as the oldest meaning, because word meanings change over time. Nor is it necessarily the most frequent meaning, because sometimes the most frequently used modern sense of a word is a figurative one.

The core sense also acts as a gateway to other, related subsenses. These subsenses are grouped under the core sense, each one being introduced by a solid square symbol.

There is a logical relationship between each subsense and the core sense under which it appears. The organization of senses according to this logical relationship is designed to help the user, not only in being able to navigate the entry more easily and find relevant senses more readily, but also in building up an understanding of how senses in the language relate to one another and how the language is constructed on this model. The main types of relationship of core sense to subsense are as follows:

(a) figurative extension of the core sense, e.g.

HEADWORD: logjam

CORE SENSE: a crowded mass of logs blocking a river.

SUBSENSE: *figurative* a situation that seems irresolvable:

◇ EXAMPLE: ◇ the president can use his power to **break the logjam** over this issue.

SUBSENSE: *figurative* a backlog:

◇ EXAMPLE: ◇ keeping a diary may ease the logjam of work.

HEADWORD: bankrupt

CORE SENSE: (of a person or organization) declared in law as unable to pay their debts:

SUBSENSE: *figurative* completely lacking in a particular good quality:

◇ EXAMPLE: ◇ their cause is morally bankrupt.

(b) specialized case of the core sense, e.g.

HEADWORD: ball'

CORE SENSE: a single throw, kick, or hit of the ball in a game, in particular:

SUBSENSE: *Cricket* a delivery of the ball by the bowler to the batsman.

SUBSENSE: *Baseball* a pitch delivered outside the strike zone which the batter does not attempt to hit.

HEADWORD: basement

CORE SENSE: the floor of a building which is partly or entirely below ground level.

SUBSENSE: *Geology* the oldest formation of rocks underlying a particular area.

(c) other extension or shift in meaning, retaining one or more elements of the core sense, e.g.

HEADWORD: bamboo

CORE SENSE: [mass noun] a giant woody grass which is grown chiefly in the tropics.

SUBSENSE: the hollow jointed stem of this plant, used as a cane or to make furniture and implements.

HEADWORD: management

CORE SENSE: the process of dealing with or controlling things or people.

SUBSENSE: [treated as sing. or pl.] the people managing a company or organization, regarded collectively:

◇ EXAMPLE: ◇ management were extremely cooperative.

HEADWORD: ambassador

CORE SENSE: an accredited diplomat sent by a state as its permanent representative in a foreign country.

SUBSENSE: a representative or promoter of a specified activity:

◇ EXAMPLE: ◇ he is a good ambassador for the industry.

Many entries have just one core sense. However some entries are more complex and have different strands of meaning, each constituting a core sense. In this case, each core sense is introduced by a bold sense number, and each potentially has its own block of subsenses relating to it.

Specialist Vocabulary

One of the most important uses of a dictionary is to provide explanations of terms in specialized fields which are unfamiliar to a general user. Yet in many traditional dictionaries the definitions have been written by specialists as if for other specialists, and as a result the definitions are often opaque and difficult for the general user to understand.

One of the primary aims of the *Oxford Dictionary of English* has been to break down the barriers to understanding specialist vocabulary. The challenge has been, on the one hand, to give information which is comprehensible, relevant, and readable, suitable for the general user, while on the other hand maintaining the high level of technical information and accuracy suitable for the more specialist user.

This has been achieved in some cases, notably entries for plants and animals and chemical substances, by separating out technical information, eg Latin names, chemical formulae, from the rest of the definition (shown immediately after a bullet). For examples, see **balloonfish** and **benzopyrene**.

In other cases, it is achieved by giving additional explanatory information within the definition itself, typically in a separate sentence. For examples, see **curling** and **cuttlebone**.

As elsewhere, the purpose is to give information which is relevant and interesting, aiming not just to define the word but also to describe and explain its context in the real world. Additional information of this type, where it is substantial, is given in the form of separate note (<NOTE>). For examples, see **earth** and **Eocene**.

An especially important feature of the *Oxford Dictionary of English* is the coverage of animals and plants. In-depth research and a thorough review have been carried out for animals and plants throughout the world and, as a result, a large number of entries have been included which have never before been included in general dictionaries. The style and presentation of these entries follow the general principles for specialist vocabulary in the *Oxford Dictionary of English*: the entries not only give the technical information, but also describe, in everyday English, the appearance and other characteristics (of behaviour, medicinal or culinary use, mythological significance, reason for the name, etc.) and the typical habitat and distribution. For examples, see **mesosaur**, **kowari** and **hiba**.

Encyclopedic Material

Some British dictionaries do not include entries for the names of people and places and other proper names. The argument for this is based on a distinction between 'words' and 'facts', by which dictionaries are about 'words' while encyclopedias and other reference works are about 'facts'. The distinction is an interesting theoretical one but in practice there is a considerable overlap: names such as *Shakespeare* and *England* are as much part of the language as words such as *drama* or *language*, and belong in a large dictionary.

The *Oxford Dictionary of English* includes all those terms forming part of the enduring common knowledge of English speakers, regardless of whether they are classified as 'words' or 'names'. The information given is the kind of information that people are likely to need from a dictionary, however that information may be traditionally classified. Both the style of definitions in the *Oxford Dictionary of English* and the inclusion of additional material in separate blocks reflect this approach.

The *Oxford Dictionary of English* includes more than 4,500 place-name entries, 4,000 biographical entries, and just under 3,000 other proper names. The entries are designed to provide not just the basic facts (such as birth and death dates, full name, and nationality), but also a brief context giving information about, for example, a person's life and why he or she is important.

For a few really important encyclopedic entries - for example, countries - a fuller treatment is given and additional information is given in a separate note (<NOTE>).

Grammar

In recent years grammar has begun to enjoy greater prominence than in previous decades. It is once again being taught explicitly in state schools throughout Britain and elsewhere. In addition there is a recognition that different meanings of a word are closely associated with different lexical and syntactic patterns. The *Oxford Dictionary of English* records and exemplifies the most important of these patterns at the relevant senses of each word, thus giving guidance on language use as well as word meaning.

For example, with the word **bomb**, it is possible to distinguish the main senses of the verb simply on the basis of the grammar: whether the verb takes a direct object, no direct object, or no direct object plus an obligatory adverbial:

CORE SENSE: attack *(a place or object)* with a bomb or bombs:

◇ EXAMPLE: ◇ they bombed *the city* at dawn.

GRAMMAR: [with obj.]

(the asterisks match the direct object in the example with the bracketed item in the definition)

CORE SENSE: *Brit. informal* move very quickly:

◇ EXAMPLE: ◇ we were bombing *down the motorway* at breakneck speed.

GRAMMAR: [no obj., with adverbial of direction]

(asterisks show adverbial in example)

CORE SENSE: *informal* (of a film, play, or other event) fail badly:

◇ EXAMPLE: ◇ it just became another big-budget film that bombed.

GRAMMAR: [no obj.]

This has particular relevance for a dictionary such as the *Oxford Dictionary of English*, where the aim is to present information in such a way that it helps to explain the structure of the language itself, not just the meanings of individual senses. For this reason, special attention has been paid to the grammar of each word, and grammatical structures are given explicitly.

Where possible, the syntactic behaviour of a word is presented directly: for example, if a verb is normally found in a particular sense followed by a certain preposition, this is indicated before the definition, in bold. For an example, see **build (build on)**.

In other cases, collocations which are typical of the word in use, though not obligatory, are shown highlighted within the example sentence. For examples, see **cushy (a cushy number)** and **end (ended up in, end up with)**.

Great efforts have been made to use a minimum of specialist terminology. Nevertheless, a small number of terms are essential in explaining the grammar of a word. The less familiar terms are explained below. All terms are, of course, defined and explained under their own entries in the dictionary.

Terms relating to nouns

Nouns and senses of nouns are generally categorized in this dictionary as being either [**mass noun**] or [**count noun**]. A mass noun is one which is not ordinarily found in the plural and is not used in the singular with the indefinite article 'a' (it is normal to talk about 'bacon', for example, but not 'a bacon' or 'three bacons'), while a count noun is one which can be used with the indefinite article 'a' and can take a plural (e.g. shirt, shirts).

For examples of mass nouns, see **bacon**, **badminton** and **banking**. By default all nouns in this dictionary are to be regarded as count nouns unless stated otherwise. The label [**count noun**] is used to mark those nouns and senses of nouns which can take a plural where this is in contrast with an already stated mass noun. For examples, compare the core sense and subsenses at **ballet** and **brokerage**.

However, there are particular groups of mass noun that can take a plural form in certain circumstances, for instance when referring to different types of something such as food (as in *the panel tasted a range of cheeses*). For reasons of space, such uses are recorded in the *Oxford Dictionary of English* only when they are particularly important. Some categories of mass noun that can take a plural (although this may not be explicitly stated in the dictionary) are given below. The *Oxford Dictionary of English* is the official dictionary of the television word game *Countdown*, and the following list may be helpful for people who enjoy the programme:

1 Types or varieties of:

- food and drink, e.g. yogurt/yogurts, pasta/pastas, rum/rums.
- plants: e.g. clover/clovers, barley/barleys.
- fabric: e.g. gingham/ginghams, silk/silks.
- certain languages or subjects: e.g. English/Englishes, music/musics.
- metals and alloys: e.g. steel/steels, solder/solders.
- rocks: e.g. granite/granites, lava/lavas, clay/clays.
- chemical compounds: e.g. fluoride/fluorides, hydride/hydrides.
- other substances or materials: e.g. rind/rinds, soil/soils, sealskin/sealskins, suncream/suncream.

2 Portions or units of something, especially food and drink: e.g. lager (glasses/ bottles of lager = lagers), paella (portions of paella = paellas).

3 Shades of colours: e.g. pink/pinks, scarlet/scarlets, grey/greys.

4 An instance of:

- an action or process: e.g. completion (an instance of completing a property sale = completions), genocide (act of genocide = genocides), lambing (an act of lambing = lambings).
- a surgical operation: e.g. circumcision/circumcisions.
- an emotion, pain, or feeling: e.g. backache/backaches, grief (an instance or cause of grief = griefs).

5 An area of land of a specified type: e.g. bogland/boglands, terrain/terrains.

Other terms relating to nouns

[as modifier]: used to mark a noun which can be placed before another noun in order to modify its meaning. For examples see **boom** and **bedside**.

[treated as sing.]: used to mark a noun which is plural in form but is used with a singular verb, e.g. 'mumps' in *mumps is one of the major childhood diseases* or 'genetics' in *genetics has played a major role in this work*.

[treated as sing. or pl.]: used to mark a noun which can be used with either a singular or a plural verb without any change in meaning or in the form of the headword (often called *collective nouns*, because they typically denote groups of people considered collectively), e.g. *the government are committed to this policy* or *the government is trying to gag its critics*.

[in sing.]: used to mark a noun which is used as a count noun but is never or rarely found in the plural, e.g. **ear** in *an ear for rhythm and melody*.

Terms relating to verbs

[with obj.]: used to mark a verb which takes a direct object, i.e. is transitive (the type of direct object being shown in brackets in the definition). For example, see **belabour**.

[no obj.]: used to mark a verb which takes no direct object, i.e. is intransitive. For example, see **bristle**.

[with adverbial]: used to mark a verb which takes an obligatory adverbial, typically a prepositional phrase, without which the sentence in which the verb occurs would sound unnatural or odd, e.g. **barge into** under **barge**.

Terms relating to adjectives

[attrib.]: used to mark an adjective which is normally used attributively, i.e. comes before the noun which it modifies, e.g. **certain** in *a certain man* (not *the man is certain*, which means something very different). Note that attributive use is standard for many adjectives, especially those in specialist or technical fields: the [attrib.] label is not used in such cases.

[predic.]: used to mark an adjective which is normally used predicatively, i.e. comes after the verb, e.g. **ajar** in *the door was ajar* (not *the ajar door*).

[postpositive]: used to mark an adjective which is used postpositively, i.e. it typically comes immediately after the noun which it modifies. Such uses are unusual in English and generally arise because the adjective has been adopted from a language where postpositive use is standard, e.g. **galore** in *there were prizes galore for everything*.

Terms relating to adverbs

[sentence adverb]: used to mark an adverb which stands outside a sentence or clause, providing commentary on it as a whole or showing the speaker's or writer's attitude to what is being said, rather than the manner in which something was done. Sentence adverbs most frequently express the speaker's or writer's point of view, although they may also be used to set a context by stating a field of reference, e.g. **certainly**.

[as submodifier]: used to mark an adverb which is used to modify an adjective or another adverb, e.g. **comparatively**.

Evidence and Illustrative Examples

The information presented in the dictionary about individual words is based on close analysis of how words behave in real, natural language. Behind every dictionary entry are examples of the word in use - often hundreds and thousands of them - which have been analysed to give information about typical usage, about distribution (whether typically British or typically US, for example), about register (whether informal or derogatory, for example), about currency (whether archaic or dated, for example), and about subject field (whether used only in Medicine, Finance, Chemistry, or Sport, for example).

1. Oxford English Corpus

The *Oxford Dictionary of English* was compiled using the Oxford English Corpus, and new material added to this second edition has been derived from this source. The Oxford English Corpus is the name for the Oxford University Press holdings of language databases amounting to hundreds of million words of written and spoken English in machine-readable form, available for computational analysis. Among these language resources are the British National Corpus (100 million words), a new corpus of comparable size, and the database of the Oxford Reading

Programme (see below). By using concordancing techniques, each word can be viewed almost instantaneously in the immediate contexts in which it is used. Whereas compilers of previous dictionaries were able to base their work on only a limited selection of citations, lexicographers on the *Oxford Dictionary of English* analysed hundreds of real examples of each word to see how real language behaves today.

Concordances show at a glance that some combinations of words (called 'collocations') occur together much more often than others. For example, concordance entries might show that 'end in', 'end the', and 'end up' all occur quite often. But are any of these combinations important enough to be given special treatment in the dictionary?

Recent research has focused on identifying combinations that are not merely frequent but also statistically significant. In the Oxford English Corpus, the two words 'end the' occur very frequently together but they do not form a statistically significant unit, since the word 'the' is the commonest in the language. The combinations **end up** and **end in**, on the other hand, are shown to be more significant and tell the lexicographer something about the way the verb **end** behaves in normal use. Of course, a dictionary for general use cannot go into detailed statistical analysis of word combinations, but it can present examples that are typical of normal usage. In the *Oxford Dictionary of English* particularly significant or important patterns are highlighted, in bold, e.g. **end in**, **end up** under **end**.

For further details, see the section on Grammar.

2. Oxford Reading Programme

The citation database created by the Oxford Reading Programme is an ongoing research project in which readers around the world select citations from a huge variety of specialist and non-specialist sources in all varieties of English. This database currently stands at around 77 million words and is growing at a rate of 7 million words a year.

3. Specialist reading

A general corpus does not, by definition, contain large quantities of specialized terminology. For this reason, a directed reading programme was set up specially for the *Oxford Dictionary of English*, enabling additional research and collection of citations in a number of neglected fields, for example food and cooking, health and fitness, boats and sailing, photography, genetics, martial arts, and complementary medicine.

4. Examples

The *Oxford Dictionary of English* contains many more examples of words in use than any other comparable dictionary. Generally, they are there to show typical uses of the word or sense. All examples are authentic, in that they represent actual usage. In the past, dictionaries have used made-up examples, partly because not enough authentic text was available and partly through an assumption that invented examples were somehow better in that they could be tailored to the precise needs of the dictionary entry. Such a view finds little favour today, and it is now generally recognized that the 'naturalness' provided by authentic examples is of the utmost importance in providing an accurate picture of language in use.

Word Histories

The etymologies in standard dictionaries explain the language from which a word was brought into English, the period at which it is first recorded in English, and the development of modern word forms. While the *Oxford Dictionary of English* does this, it also goes further. It explains sense development as well as morphological (or form) development. Information is presented clearly and with a minimum of technical terminology, and the perspective taken is that of the general user who would like to know about word origins but who is not a philological specialist. In this context, the history of how and why a particular meaning developed from an apparently quite different older meaning is likely to be at least as interesting as, for example, what the original form was in Latin or Greek.

For example, the word history for the word **oaf** shows how the present meaning developed from the meaning 'elf', while the entry for **conker** shows how the word may be related both to 'conch' and 'conquer' (explaining how the original game of conkers was played with snail shells rather than the nut of the horse chestnut).

Additional special features of the *Oxford Dictionary of English* include 'internal etymologies' and 'folk etymologies'. Internal etymologies are given within entries to explain the origin of particular senses, phrases, or idioms. For example, how did the figurative use of **red herring** come about? Why do we call something a **flash in the pan**? See the internal etymologies under **red herring** and **flash**.

The *Oxford Dictionary of English* presents the information in a straightforward, user-friendly fashion immediately following the relevant definition.

In a similar vein, folk etymologies - those explanations which are unfounded but nevertheless well known to many people - have traditionally simply been ignored in dictionaries. The *Oxford Dictionary of English* gives an account of widely held but often erroneous folk etymologies for the benefit of the general user, explaining competing theories and assessing their relative merits where applicable. See the folk etymologies at **posh** and **snob**.

Researching word histories is similar in some respects to archaeology: the evidence is often partial or not there at all, and etymologists must make informed decisions using the evidence available, however inadequate it may be. From time to time new evidence becomes available, and the known history of a word may need to be reconsidered. In this, the *Oxford Dictionary of English* has been able to draw on the extensive expertise and ongoing research of the *Oxford English Dictionary*.

Usage Notes (<NOTE>)

Interest in questions of good usage is widespread among English speakers everywhere, and many issues are hotly debated. In the *Oxford Dictionary of English*, traditional issues have been reappraised, and guidance is given on various points, old and new. The aim is to help people to use the language more accurately, more clearly, and more elegantly, and to give information and offer reassurance in the face of some of the more baffling assertions about 'correctness' that are sometimes made.

This reappraisal has involved looking carefully at evidence of actual usage (in the Oxford English Corpus, the citations collected by the Oxford Reading Programme, and other sources) in order to find out where mistakes are actually being made, and where confusion and ambiguity actually arise. The issues on which journalists and others tend to comment have been reassessed and a judgement made about whether their comments are justified.

From the 15th century onwards, traditionalists have been objecting to particular senses of certain English words and phrases, for example 'aggravate', 'due to', and 'hopefully'. Certain grammatical structures, too, have been singled out for adverse comment, notably the split infinitive and the use of a preposition at the end of a clause. Some of these objections are founded on very dubious arguments, for example the notion that English grammatical structures should precisely parallel those of Latin or that meaning change of any kind is inherently suspect. For examples of notes on such issues, see **preposition**, **due** and **aggravate**.

The usage notes in the *Oxford Dictionary of English* take the view that English is English, not Latin, and that English is, like all languages, subject to change. Good usage is usage that gets the writer's message across, not usage that conforms to some arbitrary rules that fly in the face of historical fact or current evidence. The editors of the *Oxford Dictionary of English* are well aware that the prescriptions of pundits in the past have had remarkably little practical effect on the way the language is actually used. A good dictionary reports the language as it is, not as the editors (or anyone else) would wish it to be, and the usage notes must give guidance that accords with observed facts about present-day usage.

This is not to imply that the issues are straightforward or that there are simple solutions, however. Much of the debate about use of language is highly political and controversy is, occasionally, inevitable. Changing social attitudes have stigmatized long-established uses such as the word 'man' to denote the human race in general, for example, and have highlighted the absence of a gender-neutral singular pronoun meaning both 'he' and 'she' (for which purpose 'they' is increasingly being used). Similarly, words such as 'race' and 'native' are now associated with particular problems of sensitivity in use, and the ways that disability is referred to have come under close examination. The usage notes in the *Oxford Dictionary of English* offer information and practical advice on such issues. For examples, see **man**, **native** and **disabled**.

Standard English

Unless otherwise stated, the words and senses recorded in this dictionary are all part of standard English; that is, they are in normal use in both speech and writing everywhere in the world, at many different levels of formality, ranging from official documents to casual conversation. Some words, however, are appropriate only in particular contexts, and these are labelled accordingly. The technical term for a particular level of use in language is **register**.

The *Oxford Dictionary of English* uses the following register labels:

- formal:** normally used only in writing, in contexts such as official documents.
- informal:** normally used only in contexts such as conversations or letters among friends.
- dated:** no longer used by the majority of English speakers, but still encountered occasionally, especially among the older generation.
- archaic:** very old-fashioned language, not in ordinary use at all today, but sometimes used to give a deliberately old-fashioned effect or found in works of the past that are still widely read.
- historical:** still used today, but only to refer to some practice or artefact that is no longer part of the modern world, e.g. **baldric** and **almoner**.
- literary:** found only or mainly in literature written in an 'elevated' style.

- technical:** normally used only in technical and specialist language, though not necessarily restricted to any specific subject field.
- rare:** not in normal use.
- humorous:** used with the intention of sounding funny or playful.
- dialect:** not used in the standard language, but still widely used in certain local regions of the English-speaking world. A distinction is made between traditional dialect, which is generally to do with rural society and agricultural practices which have mostly died out, and contemporary dialect, where speakers may not even be aware that the term is in fact a regionalism. The *Oxford Dictionary of English* aims to include the main contemporary dialect terms, but does not set out to record traditional dialect.
- offensive:** language that is likely to cause offence, particularly racial offence, whether the speaker intends it or not.
- derogatory:** language intended to convey a low opinion or cause personal offence.
- euphemistic:** mild or indirect language used to avoid making direct reference to something unpleasant or taboo.
- vulgar slang:** informal language that may cause offence, often because it refers to the bodily functions of sexual activity or excretion, which are still widely regarded as taboo.

World English

English is spoken as a first language by more than 300 million people throughout the world, and used as a second language by many millions more. It is the language of international communication in trade, diplomacy, sport, science, technology, and countless other fields.

The main regional standards are British, US and Canadian, Australian and New Zealand, South African, Indian, West Indian, and SE Asian. Within each of these regional varieties, a number of highly differentiated local dialects may be found. For example, within British English, Scottish and Irish English have a long history and a number of distinctive features, which have in turn influenced particular North American and other varieties.

The scope of a dictionary such as the *Oxford Dictionary of English*, given the breadth of material it aims to cover, must be limited in the main to the vocabulary of the standard language throughout the world rather than local dialectal variation. Nevertheless, the *Oxford Dictionary of English* includes thousands of regionalisms encountered in standard contexts in the different English-speaking areas of the world. For examples, see **bakkie**, **larrikin**, **ale**, **history-sheeter**, **sufferation**.

The underlying approach has been to get away from the traditional, parochial notion that 'correct' English is spoken only in England and more particularly only in Oxford or London. A network of consultants in all parts of the English-speaking world has assisted in this by giving information and answering queries - by email, on a regular, often daily basis - on all aspects of the language in a particular region. Often, the aim has been to find out whether a particular word, sense, or expression, well known and standard in British English, is used anywhere else. The picture that emerges is one of complex interactions among an overlapping set of regional standards.

The vast majority of words and senses in the *Oxford Dictionary of English* are common to all the major regional standard varieties of English, but where important local differences exist, the *Oxford Dictionary of English* records them. There are more than 14,000 geographical labels on words and senses in this dictionary, but this contrasts with more than ten times that number which are not labelled at all.

The complexity of the overall picture has necessarily been simplified, principally for reasons of space and clarity of presentation. For example, a label such as 'chiefly Brit.' implies but does not state that a term is not standard in American English, though it may nevertheless be found in some local varieties in the US. In addition, the label 'US' implies that the use is typically US (and probably originated in the US) and is not standard in British English, but it might be found in other varieties such as Australian or South African English. The label 'Brit.', on the other hand, implies that the use is found typically in standard British English but is not found in standard American English, though it may be found elsewhere.

Spelling

It is often said that English spelling is both irregular and illogical, and it is certainly true that it is only indirectly related to contemporary pronunciation. English spelling reflects not modern pronunciation but the pronunciation of the 14th century, as used by Chaucer. This traditional spelling was reinforced in the 16th and 17th centuries, in particular through the influence of the works of Shakespeare and the Authorized Version of the Bible. However, in the two centuries between Chaucer and Shakespeare English pronunciation had undergone huge changes, but spelling had failed to follow.

In the 18th century, standard spelling became almost completely fixed. The dictionaries written in this period, particularly Samuel Johnson's *Dictionary of the English Language* (1755), helped establish this national standard, which, with only minor change and variation, is the standard accepted in English today. The complex history of the English language, together with the absence of any ruling body imposing 'spelling reform', has ensured that many idiosyncrasies and anomalies in standard spelling have not only arisen but have also been preserved.

The *Oxford Dictionary of English* gives advice and information on spelling, particularly those cases which are irregular or which otherwise cause difficulty for native speakers. The main categories are summarized below.

Variant spellings

The main form of each word given in the *Oxford Dictionary of English* is always the standard British spelling. If there is a standard variant, e.g. a standard US spelling variant, this is indicated at the top of the entry and is cross-referred if its alphabetical position is more than three entries distant from the main entry. For examples, compare **filo/phylo** and **aluminium/aluminum**.

Other variants, such as archaic, old-fashioned, or informal spellings, are cross-referred to the main entry, but are not themselves listed at the parent entry. For example, compare **Esquimau/Eskimo**.

-ise or ize?

Many verbs end with the suffix **-ize** or **ise**. The form **-ize** has been in use in English since the 16th century, and, despite what some people think, is not an Americanism. The alternative form **-ise** is found more commonly in British than in American English. For most verbs of this class either **-ize** or **-ise** is acceptable; this dictionary has used **-ize** spellings, with **-ise** given as an equally correct, alternative spelling. For some words, however, **-ise** is obligatory: first, where it forms part of a larger word element, such as **-mise** (= sending) in **compromise**, and **-prise** (= taking) in **surprise**; and second, in verbs corresponding to nouns with **-s** in the stem, such as **advertise** and **televise**.

Hyphenation

Although standard spelling in English is fixed, the use of hyphenation is not. In standard English a few general rules are followed, and these are outlined below.

Hyphenation of noun compounds: There is no hard-and-fast rule saying whether, for example, **airstream**, **air stream**, or **air-stream** is correct. All forms are found in use: all are recorded in the Oxford English Corpus and other standard texts. However, there is a broad tendency to avoid hyphenation for noun compounds in modern English (except when used to show grammatical function: see below). Thus there is, for example, a preference for **airstream** rather than **air-stream** and for **air raid** rather than **air-raid**. Although this is a tendency in both British and US English there is an additional preference in US English for the form to be one word and in British English for the form to be two words, e.g. **buck tooth** tends to be the commonest form in British English, while **bucktooth** tends to be the commonest form in US English. To save space and avoid confusion, only one of the three potential forms of each noun compound (the standard British one) is used as the headword form in the *Oxford Dictionary of English*. This does not, however, imply that other forms are incorrect or not used.

Grammatical function: Hyphens are also used to perform certain grammatical functions. When a noun compound made up of two separate words (e.g. **credit card**) is placed before another noun and used to modify it, the general rule is that the noun compound becomes hyphenated, e.g. *I used my credit card but credit-card debt*. This sort of regular alternation is seen in example sentences in the *Oxford Dictionary of English* but is not otherwise explicitly mentioned in the dictionary entries.

A similar alternation is found in compound adjectives such as **well intentioned**. When used predicatively (i.e. after the verb), such adjectives are unhyphenated, but when used attributively (i.e. before the noun), they are hyphenated: *his remarks were well intentioned* but *a well-intentioned remark*.

A general rule governing verb compounds means that, where a noun compound is two words (e.g. **beta test**), any verb derived from it is normally hyphenated (to **beta-test**: *the system was beta-tested*). Similarly, verbal nouns and adjectives are more often hyphenated than ordinary noun or adjective compounds (e.g. **glass-making, nation-building**).

Phrasal verbs such as 'take off', 'take over', and 'set up' are not hyphenated, but nouns formed from phrasal verbs are hyphenated, or, increasingly, written as one word: *the plane accelerated for take-off, a hostile takeover, he didn't die, it was a set-up*. There is an increasing tendency to hyphenate the verb form as well (*food available to take-away*) but this is not good writing style and should be avoided.

Inflection

Compared with other European languages, English has comparatively few inflections, and those that exist are remarkably regular. We add an -s to most nouns to make a plural; we add -ed to most verbs to make a past tense or a past participle, and -ing to make a present participle.

Occasionally, a difficulty arises: for example, a single consonant after a short stressed vowel is doubled before adding -ed or -ing (**hum, hums, humming, hummed**). In addition, words borrowed from other languages generally bring their foreign inflections with them, causing problems for English speakers who are not proficient in those languages.

In all such cases, guidance is given in the *Oxford Dictionary of English*. The main areas covered are outlined below.

Verbs

The following forms are regarded as regular and are therefore not shown in the dictionary:

- third person singular present forms adding -s to the stem (or -es to stems ending in -s, -x, -z, -sh, or soft -ch), e.g. **find** → **finds** or **change** → **changes**
- past tenses and past participles dropping a final silent e and adding -ed to the stem, e.g. **change** → **changed** or **dance** → **danced**
- present participles dropping a final silent e and adding -ing to the stem, e.g. **change** → **changing** or **dance** → **dancing**

Other forms are given in the dictionary, notably for:

- verbs which inflect by doubling a consonant, e.g. **bat** → **batting, batted**
- verbs ending in -y which inflect by changing -y to -i, e.g. **try** → **tries, tried**
- verbs in which past tense and past participle do not follow the regular -ed pattern, e.g. **feel** → past and past participle **felt**; **awake** → past **awoke**; past participle **awoken**
- present participles which add -ing but retain a final e (in order to make clear that the pronunciation of g remains soft), e.g. **singe** → **singeing**

Nouns

Plurals formed by adding -s (or -es when they end in -s, -x, -z, -sh, or soft -ch) are regarded as regular and are not shown.

Other plural forms are given in the dictionary, notably for:

- nouns ending in -i or -o, e.g. **agouti** → **agoutis**; **albino** → **albinos**
- nouns ending in -a, -um, or -us which are or appear to be Latinate forms, e.g. **alumna** → **alumnae**; **spectrum** → **spectra**; **alveolus** → **alveoli**
- nouns ending in -y, e.g. **fly** → **flies**
- nouns with more than one plural form, e.g. **storey** → **storeys** or **stories**
- nouns with plurals showing a change in the stem, e.g. **foot** → **feet**
- nouns with plurals unchanged from the singular form, e.g. **sheep** → **sheep**

Adjectives

The following forms for comparative and superlative are regarded as regular and are not shown in the dictionary:

- words of one syllable adding *-er* and *-est*, e.g. **great** → **greater, greatest**
- words of one syllable ending in silent *e*, which drop the *-e* and add *-er* and *-est*, e.g. **brave** → **braver, bravest**
- words which form the comparative and superlative by adding 'more' and 'most'

Other forms are given in the dictionary, notably for:

- adjectives which form the comparative and superlative by doubling a final consonant, e.g. **hot** → **hotter, hottest**
- two-syllable adjectives which form the comparative and superlative with *-er* and *-est* (typically adjectives ending in *-y* and their negative forms), e.g. **happy** → **happier, happiest; unhappy** → **unhappier, unhappiest**

Pronunciations

Generally speaking, native speakers of English do not need information about the pronunciation for ordinary, everyday words such as **bake, baby, beach, bewilder, boastful, or budget**. For this reason, no pronunciations are given for such words (or their compounds and derivatives) in the *Oxford Dictionary of English*. Words such as **baba ganoush, baccalaureate, beatific, bijouterie, bucolic, and buddleia**, on the other hand, are less familiar and may give problems. Similarly, difficulties are often encountered in pronouncing names of people and places, especially foreign ones, such as **Chechnya, Kieslowski, and Althusser**.

In the *Oxford Dictionary of English*, the principle followed is that pronunciations are given where they are likely to cause problems for the native speaker of English, in particular for foreign words, foreign names, scientific and other specialist terms, rare words, words with unusual stress patterns, and words where there are alternative pronunciations or where there is a dispute about the standard pronunciation.

The *Oxford Dictionary of English* uses the International Phonetic Alphabet (IPA) to represent the standard accent of English as spoken in the south of England (sometimes called Received Pronunciation or RP). The transcriptions reflect pronunciation as it actually is in modern English, unlike some longer-established systems, which reflect the standard pronunciation of broadcasters and public schools in the 1930s. It is recognized that, although the English of southern England is the pronunciation given, many variations are heard in standard speech in other parts of the English-speaking world.

The symbols used for English words, with their values, are given below. In multi-syllable words the symbol ' ' is used to show that the following syllable is stressed (as in kə'baɪ); the symbol , indicates a secondary stress (as in ,kælə'brɪ:z).

Consonants: *b, d, f, h, k, l, m, n, p, r, s, t, v, w,* and *z* have their usual English values. Other symbols are used as follows:

g	get	x	loch	ð	this	j	yes
tʃ	chip	ŋ	ring	ʃ	she		
dʒ	jar	θ	thin	ʒ	decision		

Vowels

short vowels	long vowels (: indicates length)	diphthongs	triphthongs
æ	ɑ: arm	ʌɪ my	ʌɪə fire
ɛ	ɛ: hair	aʊ how	aʊə sour
ə	ə: her	eɪ day	
ɪ	ɪ: see	əʊ no	
i	ɔ: saw	ɪə near	
ɒ	u: too	ɔɪ boy	
ʌ	run	ʊə poor	
ʊ	put		

(ə) before /l/, /m/, or /n/ indicates that the syllable may be realized with a syllabic l, m, or n, rather than with a vowel and consonant, e.g. /'bʌt(ə)n/ rather than /'bʌtən/.
 (r) indicates an r that is sometimes sounded when a vowel follows, as in *drawer*, *cha-chaing*.

Foreign pronunciations

Foreign words and phrases, whether naturalized or not, are always given an anglicized pronunciation. The anglicized pronunciation represents the normal pronunciation used by native speakers of standard English (who may not be speakers of other languages) when using the word in an English context. A foreign pronunciation is also given for words taken from other languages (principally French, Dutch, German, Italian, Russian, and Spanish) where this is appreciably different from the anglicized form and where the other language is familiar to a reasonable number of English speakers.

Where the native form of a foreign place name is given in addition to the anglicized form, only the foreign pronunciation of this form is given.

Foreign-language transcriptions are based on current national standards. Regional variations have not been given, except in the case of Spanish transcriptions, where both Castilian and American Spanish variants are given (if distinct). Transcriptions are broad, and many symbols, identical to those used for transcribing English, have similar values to those of RP. In a few cases, where there is no English equivalent to a foreign sound, a symbol has been added to the inventory. The additional symbols used to represent foreign pronunciations are given on the right.

Consonants

ç	(German)	Ehrlich, gemütlich
ɲ	(French)	Monseigneur, Auvergne, Daubigny
	(Italian)	Emilia-Romagna
	(Portuguese)	Minho
	(Spanish)	España, Buñuel
β	(Spanish)	Bilbao

ʎ	(Spanish)	Burgos
ʎ	(Italian)	Cagliari
z	(Hungarian)	Magyarország
R	French 'r'	Anvers, Arles
r	all other values of 'r' in other featured languages.	(German) Braunschweig (Italian) Alberti (Russian) Grozny (Spanish) Algeciras, zarzuela

Vowels

<i>Short vowels</i>		<i>long vowels</i> (: indicates length)	
e	(German) Abitur	a:	(Dutch) Den Haag (German) Aachen
ɑ	(Dutch) Nederland	e:	(German) Wehrmacht (Dutch) Nederland (Irish) Gaeltacht
e	(French) abbé (Italian) Croce (Spanish) Albacete	o:	(German) verboten (Hungarian) Brassó
o	(French) auberge (Italian) Palio (Spanish) Cortes		
ɔ	(French) Bonnard (German) durchkomponiert (Greek) Dhilos (Hungarian) Brassó (Italian) Borgia		
œ	(French) Pasteur		
ø	(French) Montreux	ø:	(German) Gasthöfe
u	(French) Anjou (Italian) Duccio (Spanish) Asunción		

y	(French)	cru	y:	(German)	gemütlich
ʏ	(German)	München			
j	(Irish)	Dáil			
	(Russian)	Arkhangelsk			
ʁ	(French)	Horta			

nasalized vowels

(˜ indicates nasality)

ã **pincette** } used for anglicized
 õ **cordón bleu** } French pronunciations

ɑ̃ (French) **Danton, Lac Leman**

ɛ̃ (French) **Amiens, Rodin**

œ̃ (French) **Verdun**

ɔ̃ (French) **arrondissement**

diphthongs

ai (German) **Gleichschaltung**

New Oxford Thesaurus of English

Introduction

The *New Oxford Thesaurus of English (NOTE)* has been compiled using new evidence in new ways, in order to create an original work of reference that will be most useful to a wide range of users for many different purposes. It is an independent work of reference in its own right, but may also be viewed as a companion title to the *Oxford Dictionary of English (ODE)*. Where *ODE* presented a new, more accurate picture of the language than had previously been possible, *NOTE* elaborates the theme, with lists of words grouped together according to their similarity in meaning and checked against the evidence for actual usage, as found in the British National Corpus and the database of the Oxford Reading Programme. It is an essential companion for anyone who wants to expand their vocabulary and improve their creative writing skills, and for aficionados of word games.

The word *thesaurus* comes from a Greek word meaning 'treasure house'. All thesauruses contain lists of words that are linked by having a similar meaning, but this thesaurus goes much further: it also contains antonyms (words with opposite meanings), related terms, noun lists, detailed studies of closely related synonyms, advice on confusable words, and other features. A common everyday use for a thesaurus is as an aid in solving crossword puzzles, and such users will find that the coverage in this title is fuller and more focused than most. But this is by no means the only function of an alphabetical thesaurus. Some people will use this title to look up a familiar word, in order to find a less familiar word which may be on the tip of their tongue. Others will use it for guidance in choosing *le mot juste*, to help improve the communicative power and accuracy of their writing, in an essay or report for example. Whatever the purpose, the user can be assured of finding a rich and varied selection of words with similar meaning, a selection that has been systematically enhanced by computerized checking and cross-checking.

Selection of entries

The primary purpose of the thesaurus is to give lists of synonyms for the common everyday words of English: words with roughly the same meaning as the entry word or 'headword'. Not every word has synonyms. Some words, especially terms denoting kinds of animals, plants, and physical objects, have no synonyms, so they do not get entries in a thesaurus. The user will look in vain for synonyms of *gerbil* and *geranium*. There is an entry for *squirrel*, but it is not there for the noun denoting the animal, which has no synonym. The entry is there in order to give synonyms for the phrasal verb *squirrel something away*, and as a reference point for a table (<NOTE>) of different kinds of squirrels and related rodents.

The words selected as entries are general words that non-specialists are likely to want to look up. It is the job of a dictionary, not a thesaurus, to explain the meanings of unusual words, such as *supererogatory*, so such words do not get an alphabetical entry here. However, *supererogatory* is given as a synonym at entries for the more familiar words *inessential*, *needless*, and *unnecessary*. A thesaurus can thus lead the user from the familiar to the unfamiliar, improving his or her word power.

Tables (A table is displayed as a <NOTE> in this model.)

A special feature of the *New Oxford Thesaurus of English* is its 480 tables (<NOTE>), which are included throughout to give additional information relevant to particular headwords. They range from lists of different breeds or kinds of animals, birds, and plants to lists of famous artists, architects, and scientists. For example, at the entry for *actor/actress* there is a selection of synonyms for the words themselves, together with a comprehensive list of well-known actors and actresses of both stage and screen.

Certain headwords are included despite the fact that they have no synonyms, in order to direct the user to a table (<NOTE>). For example, at the entry for *volcano* the user will find no synonyms but instead a pointer to a list of major volcanoes, together with their location and the date of their most recent eruption. Tables (<NOTE>) covering the essential vocabulary of such fields as art, economics, computing, and cricket are also included. The provision of these tables (<NOTE>) makes this thesaurus an invaluable aid to crossword-solving and a fascinating

source of encyclopedic information on subjects as diverse as marsupials and military leaders.

Homonyms

Homonyms are words that are written the same but which have completely different and unrelated meanings. For example, the *bark* of a dog is a completely different word from the *bark* of a tree. There are three different words spelled *bay*, and four spelled *sound*. Some words that are written with the same spelling are pronounced differently. In such cases, a note on pronunciation is given, either by giving a word that rhymes with the headword, e.g.

wind¹ (rhymes with 'tinned') ► noun

wind² (rhymes with 'mind') ► verb

or by stating where the stress falls, e.g.

defect¹ (stress on first syllable) ► noun

defect² (stress on second syllable) ► verb

Synonyms

It is sometimes argued that no two words have exactly the same meaning. Even words as similar in meaning as *close* and *shut* may have slightly different nuances. *Closing* a shop implies that the shop is no longer open for business, so no one can come in. On the other hand, *shutting* a shop implies that the shop is being made secure, so nothing can be taken out. A similar distinction is found between *strong* and *powerful*: *powerful enemies* may threaten from outside, but a *strong defence* on the inside will deter them from attacking. However, these are unusually subtle distinctions. For most practical purposes, *close* and *shut* have the same meaning, as do *strong* and *powerful*. Other synonyms are more distant, or emphasize different aspects of the meaning. For example, another close synonym of *strong* is *muscular*, but it places much more emphasis on physical strength. By contrast, *stalwart* and *staunch* are synonyms that emphasize more abstract aspects of this meaning of *strong*. *Forceful*, *secure*, *durable*, *loud*, *intense*, *bright*, and *alcoholic* are other close synonyms of *strong*, but all in quite different senses. They are not, of course, synonyms of each other.

In this title, the broadest possible definition of the term 'synonym' has been adopted, as being the one that will be most useful to users. Even words whose meaning is quite distantly related to that of the headword are listed if they can be used to get the same message across in appropriate contexts. Synonyms are not restricted to single words, and some expressions can be quite colourful: for example, the synonyms for *tinker* include not only *fiddle (with)* and *try to mend*, but also *rearrange the deckchairs on the Titanic*.

The synonyms in each entry are grouped together in synonym sets. Major synonym sets correspond roughly to different senses of a word in a dictionary. Each major synonym set is numbered, and many have more delicate subdivisions, which are separated by semicolons. At the start of almost every synonym set is a 'core synonym': the term which is closest in meaning to the headword in that particular sense. Core synonyms are displayed in **BOLD CAPITALS**. Only a very few words have no core synonym. Some synonym sets have more than one core synonym; for example at *avant-garde* (adjective), both *innovative* and *advanced* are very close in meaning to the headword, so both are given as core synonyms. Two different core synonyms within the same sense group may emphasize slightly different aspects of the meaning of the headword. For example, at *dutiful*, the first core synonym given is *conscientious*, followed by a group of words closely related to this aspect of its meaning. Then, after a semicolon, a second core synonym, *obedient*, is given, with a further group of synonyms grouped around that aspect of the meaning.

Synonyms whose usage is restricted in some way, for example regionalisms or very formal or informal words, are placed at the end of each major synonym set and labelled accordingly. See **Register** below.

Illustrative examples

Almost every synonym set in *NOTE* is illustrated with a carefully chosen example of the word in use in the relevant sense. These are authentic examples of natural usage taken from the British National Corpus and the files of the Oxford Reading Programme (see **Linguistic evidence** below). They have occasionally been lightly edited to make the sense more apparent or to eliminate digressions. The examples can therefore be trusted for guidance on using unfamiliar words in an idiomatic way.

Where part of an example is displayed in **bold** type, this indicates that some or all of the synonyms can be substituted for that particular phrase, not just for the headword alone. Thus at *attached*, the example given is:

 she was very **attached to** her brother.

In this case the synonyms are all equivalent to *attached to*:

FOND OF, devoted to, full of regard for, full of admiration for; affectionate towards, tender towards, caring towards; <informal> mad about, crazy about, nuts about.

In the entry for *impute*, the example given is:

 he **imputes** selfish views **to** me.

This is followed by the synonym set:

ATTRIBUTE, ascribe, assign, credit, accredit, chalk up; connect with, associate with, lay on, lay at the door of; <informal> pin on, stick on.

The synonyms up to the first semicolon are synonyms for *impute*, and those after it are synonyms for *impute to*.

Linguistic evidence

The compilers of *NOTE* have had access to two major linguistic resources, the British National Corpus and the files of the Oxford Reading Programme. The British National Corpus is a body of 100 million words of English books, newspapers, and transcribed speech in machine-readable form, used for linguistic and lexicographical research. The Oxford Reading Programme is a database of citations collected by Oxford's international network of readers, currently amounting to over 77 million words and increasing by about 7 million words every year.

In both these resources, the context of every occurrence of a given word can be viewed in a few seconds, making it possible to see more clearly than ever before how words are actually used. This method was used not only to confirm whether a word has senses for which there are suitable synonyms and to check the sense of words being selected as synonyms but also to actively find synonyms which have not previously been recorded. The British National Corpus, in particular, was also used to obtain the sentences and phrases given as examples of usage.

Phrasal verbs and idiomatic phrases

English is full of idiomatic expressions-phrases whose meaning is more than the sum of their parts. For example, *a shot in the dark* means 'a guess', while *a shot in the arm* means 'a boost'. Neither of these meanings has very much to do with more literal meanings of *shot*. In this thesaurus, particular care has been given to make a full selection of idiomatic expressions and to give synonyms for them. If a word is used as both a noun and a verb, the idiomatic expressions are listed as subentries under the part of speech in which the word is used. Thus *by the book* is given under the noun senses of *book*, while *book in* is given under the verb senses.

Full coverage is also given to phrasal verbs in this thesaurus. Phrasal verbs are expressions such as *book in* and *turn out*, consisting of a verb plus a particle. The meaning of a phrasal verb is often very different from that of the basic verb; for example, the meanings of *take off* are quite distinct from the meanings of *take*. Phrasal verbs are listed as idiomatic expressions under the main verb entry.

Register: standard vs informal and regional English

Informal usage is more prevalent than it was a few years ago. Even in quite formal contexts, people may be heard using slang expressions, while the use of swear words and taboo words is on the increase. Taboos generally are weakening, though more so in Australia, where *bastard* is almost equivalent to British *chap*, and less so in the USA, where taboos are still strong in southern States such as Texas. This thesaurus contains a rich selection of informal and rude synonyms for more formal expressions. Users who wish to avoid offensive words may treat the restrictive labels as warning notices.

Most of the synonyms given are, of course, part of standard English; that is, they are in normal use in both speech and writing everywhere in the world, at many different levels of formality, ranging from official documents to casual conversation. These general synonyms are given first in each synonym set. Some words, however, are appropriate only in particular contexts, and these are placed after the standard expressions and labelled accordingly. The technical term for these differences in levels of usage is 'register'. The main register labels used in this thesaurus are the following:

- informal:** normally only used in contexts such as conversations or letters between friends, e.g. *swig* as a synonym for *drink*.
- vulgar slang:** informal language that may cause offence, usually because it refers to bodily functions.
- formal:** normally only used in writing, in contexts such as official documents, e.g. *dwelling* as a synonym for *home*.
- technical:** normally only used in technical and specialist language, though not necessarily restricted to any specific field, e.g. *littoral* as a synonym for *beach*. Words used in specific fields are given appropriate labels, e.g. *medicine*, *Christianity*.
- poetic/literary:** found only or mainly in poetry or in literature written in an 'elevated' style, e.g. *ambrosial* as a synonym for *delicious*.
- dated:** still used, but normally only by the older generation, e.g. *measure one's length* as a synonym for *fall down*.

- historical:** still used today, but only to refer to some practice or article that is no longer part of the modern world, e.g. *crinoline* as a synonym for *petticoat*.
- humorous:** used with the intention of sounding funny or playful, e.g. *terminological inexactitude* as a synonym for *lie*.
- archaic:** very old-fashioned language, not in ordinary use at all today, but sometimes used to give a deliberately old-fashioned effect or found in works of the past that are still widely read, e.g. *aliment* as a synonym for *food*.
- rare:** not in common use, e.g. *acclivitous* as a synonym for *steep*.

World English

It is an oft-repeated truism that English is now a world language. In this thesaurus, particular care has been taken to include synonyms from every variety of English, not just British, and when these are exclusively or very strongly associated with a region of the world they are labelled as such.

The main regional standards are British (abbreviated to <Brit.>), North American (<N. Amer.>), Australian and New Zealand (<Austral./NZ>), South African (<S. African>), Indian (in the sense of the variety of English found throughout the subcontinent), and West Indian (<W. Indian>). Only if the distinction is very clear is any finer labelling used, as with *beer parlour*, a Canadian synonym for *bar*.

Scottish, Irish, and Northern English are varieties within the British Isles containing distinctive vocabulary items of their own. The main synonyms found as regional terms of this kind are listed here and labelled accordingly.

The term for something found mainly or only in a particular country or region (although it may be mentioned in any variety of English) is identified by an indication such as '<in France>'. An example is *gîte* (as a synonym for *cottage*).

Many regionally restricted terms are informal, rather than being part of the standard language. Writers in the northern hemisphere in search of local colour may be delighted to learn that an Australian synonym for *sordid* is *scungy*, while Australian writers may find it equally useful to be given the equivalent terms in Britain, *manky* and *grotty*.

Opposites

Many synonym sets are followed by one or more words that have the opposite meaning from the headword, often called 'antonyms'. There are several different kinds of antonym. *True* and *false* are absolute antonyms, with no middle ground. Logically, a statement is either true or false, but cannot be slightly true or rather false. *Hot* and *cold*, on the other hand, are antonyms with gradations of meaning: it makes perfectly good sense to say that something is rather hot or very cold, and there are a number of words (*warm*, *tepid*, *cool*) which represent intermediate stages. It makes sense to ask about something "How hot is it?" but that commits the speaker to the notion that it is hot at least to some extent. So *hot* and *cold* are at opposite ends of a continuum, rather than being absolutes.

For many words, there is no single word that counts as an antonym, but there may be a phrase that gets the opposite meaning across. For example, what is the opposite of *senile*? There is no exact antonym, but the phrase *in the prime of life* gets the opposite meaning across. In this title the broadest possible definition has been adopted, giving the maximum amount of information to the user. In some cases, a phrasal antonym is given for a phrasal subentry, e.g. *bottle things up* as an antonym for *let off steam*.

The antonyms given in this thesaurus are not the only possible opposites, but they are usually the furthest in meaning from the headword. By looking up the 'opposite' word as an entry in its own right, the user will generally find a much larger range of antonyms to choose from. For example, at the entry for *delete* the user will find:

-OPPOSITE(S) add, insert.

Both *add* and *insert* are entries in their own right.

Related terms

A special feature of *NOTE* is that it gives not only synonyms and opposites but also other related terms, especially for concrete nouns such as *milk* (where *lactic* is not a synonym, but a word with a related meaning) and *town* (*municipal*, *urban*, and *oppidan*). There are two types of related words: the first are adjectives which usually mean 'relating to' the headword but have a different origin (e.g. *lactic* for *milk*) and which may therefore not spring to mind as quickly as a straightforward derivative such as *milky*. The second type is typically a word very closely associated with the headword, but with a different meaning. For example, a related word may denote a part of the thing denoted by the headword, or it may denote a particular form of this thing. Thus, at *barrel*, the related words given are *cooper*, *stave*, and *hoop* - a maker of barrels, and two important components of a barrel.

Combining forms

Combining forms are given after related terms. These are very similar to the first kind of related terms, but in the form of a prefix or suffix that is used in combination with other elements, e.g. *oeno-* with the sense 'wine', as in *oenology*, or *-vorous* with the sense 'eat', as in *carnivorous*.

Awkward synonyms and confusables (<NOTE>)

One thing a plain list of synonyms cannot do is help the user choose between them by describing their nuances and connotations. For instance, the words *blunt*, *candid*, *forthright*, *frank*, and *outspoken* are all given as synonyms of each other, because they all have roughly the same meaning. But there are subtle differences. This set comprises one of the 120 studies of 'Awkward Synonyms' in the *New Oxford Thesaurus of English*, devoted to explaining the differences in meaning between close synonyms. The distinctions are based on careful analysis of actual usage as recorded in the British National Corpus, and examples of typical usage are given, selected from the British National Corpus and the citation collection of the Oxford Reading Programme.

The other type of article displayed as a note (<NOTE>), 'Confusables', compares words which may cause difficulty for the opposite reason to 'awkward synonyms': they are usually similar in form, as are *militate* and *mitigate*, and sometimes even pronounced the same, as are *principal* and *principle*, but are very different in meaning.

Oxford Dictionary of Quotations

Introduction

Since 1953, all updated editions of the *Oxford Dictionary of Quotations* have built on their predecessors, and the fifth edition is no exception to this rule. The character of the *Dictionary*, responding to its users, changes with each new edition, but without the work of earlier editors it would not have been possible to compile what is the most comprehensive, as well as the most extensive, version of the *Dictionary*.

The dictionary now runs to well over 20,000 quotations, and represents over 3,000 authors: over 2,000 quotations are completely new additions, and we have also drawn on our other recent dictionaries, in particular the *Oxford Dictionary of Twentieth Century Quotations* published in print in 1998. Certain categories of material have, after a gap of many years, been restored: proverbs and nursery rhymes will now be found here. (It has been clear from correspondents over the years that many of our users expect to be able to find this material in the *Dictionary*.)

For the first time, the *Oxford Dictionary of Quotations* gives proper place to the sacred texts of world religions. This is of course appropriate to a multicultural age, but it has also been fascinating to see how words and phrases from these sources are already permeating the English language. When the American physicist Robert Oppenheimer witnessed the explosion of the first atomic bomb in New Mexico in 1945, he commented, 'I remembered the line from the Hindu scripture, the *Bhagavad Gita*, "I am become death, the destroyer of worlds."' We now have the relevant verse from the *Bhagavadgita*: 'I [Krishna] am all-powerful Time which destroys all things.' The closing words of Eliot's *The Waste Land*, 'Shantih, shantih, shantih', are cross-referred to their sources, the *Upanishads*, with the translation: 'Peace! Peace! Peace!'

In 1992, Brian Keenan's account of his time as a hostage, *An Evil Cradling*, received wide publicity. It may however be less well known that the title of the book was taken from a verse of the Koran: 'You shall be...mustered into Gehenna - an evil cradling!' The heroine of an earlier book, Nevil Shute's *A Town Like Alice* (first published in 1950, and subsequently twice filmed) quotes directly from the Koran:

'if ye be kind towards women and fear to wrong them, God is well acquainted with what ye do.'

Sometimes the relationship is an echo rather than a direct borrowing. Confucius tells us that 'A ruler who governs his state by virtue is like the north polar star, which remains in its place while all the other stars revolve around it,' and we are at once reminded of the assertion of Shakespeare's Julius Caesar: 'I am constant as the northern star.' At other times, we are made aware of a common tradition: the 12th-century rabbi Eleazar of Worms states that 'The highest sacrifice is a broken and a contrite heart,' and we recall the words of the psalm, 'a broken and a contrite heart, O God, thou shalt not despise.'

Oxford dictionaries draw their strength from a constant monitoring of the language, and it is appropriate that the most up-to-date quotations in the news can be found here, with politicians as always to the fore. Bill Clinton reflects on the relationship that should not have occurred ('[It] was not appropriate. In fact, it was wrong'), and his wife Hillary on the nature of marriage ('the only people who count...are the two that are in it'). George Mitchell looks forward somewhat ruefully to the peace negotiations in Northern Ireland ('Nobody ever said it would be easy - and that was an understatement'), and Bertie Ahern celebrates his achievement ('It is a day we should treasure'). Tony Benn, whose entry spans 30 years, comments crisply, 'When I think of Cool Britannia, I think of old people dying of hypothermia.' Barbara Castle gives her recipe for longevity, 'I will fight for what I believe in until I drop dead. And that's what keeps you alive.' Seamus Heaney, in his funeral address, reflects movingly on the death of Ted Hughes: 'No death outside my immediate family has left me more bereft. No death in my lifetime has hurt poets more.' Jeremy Paxman takes a firm line on conformity to an official line: 'Speaking for myself, if there is a message I want to be off it.'

While it is important that we cover the up to date, the *Oxford Dictionary of Quotations* should also be the source in which references in older writers likely to be encountered today can be checked. Two books recently published in the Oxford World's Classics editions make the point. Robert Fraser's abridgement of Fraser's *The Golden Bough*, published in 1994, carried the original epigraph from *Maacaulay's The Battle of Lake Regillus*, and the often-quoted lines

The priest who slew the slayer,
And shall himself be slain

can now be found in this dictionary.

In another book now available in the World's Classics, Rider Haggard's *King Solomon's Mines*, an allusion is made to the figure of 'Hamilton Tighe'. The origin, and explanation, of this reference can now be found in quotations from 'The Legend of Hamilton Tighe' by Richard Barham. The growth in popularity of audio cassettes is another trend of which we have taken note, since through this medium our users may well come into contact with the prose and poetry of an earlier age.

It is pleasing that in some cases we have been able to improve on the information provided in the last edition, as for example for the quotation then attributed to Robert Burton: 'Every thing, saith Epictetus, hath two handles, the one to be held by, the other not.' We now have an entry for the Stoic philosopher, where the original quotation is to be found. The *Dictionary* can also provide the origin of what are now established phrases in our language: 'cruel and unusual punishment' and the 'the sins of the fathers' are both for the first time found here.

Chronologically the *Dictionary* spans the ages, and it is exciting that we have been able to enrich the dictionary with quotations from earlier centuries which bring the speakers vividly to life. 'Everybody's quick to blame the alien,' says Aeschylus, and Plutarch comments on Cicero's ability 'to see beneath the surface of Caesar's public policy and to fear it, as one might fear the smiling surface of the sea.' The historian Thucydides reflects that 'Happiness depends on being free, and freedom depends on being courageous.' Pliny the Elder is concerned about standards of scholarship: 'I have found that the most professedly reliable and modern writers have copied the old authors word for word, without acknowledgement.'

New quotations are spread through the centuries. The 16th-century merchant and writer Robert Thorne gives his view on exploration: 'There is no land uninhabitable, nor sea innavigable.' Francis Bacon looks nearer home, to his garden: 'Nothing is more pleasant to the eye than green grass kept finely shorn.' William Wycherley has a sardonic view of the law: 'A man without money needs no more fear a crowd of lawyers than a crowd of pickpockets.' Edward Gibbon, considering the Roman penal system, gives the view that:

Whenever the offence inspires less horror than the punishment, the rigour of penal law is obliged to give way to the common feelings of mankind.

Some quotations signal moments of technological and cultural change. 'Mr Watson, come here, I want you!' says Alexander Graham Bell to his assistant in the next room; the first words spoken on the telephone. Towards the end of his life Walt Disney reflects wryly, 'Fancy being remembered around the world for the invention of a mouse!' There are some highly individual indications of personal sources of pleasure: 'There is nothing worth living for but Christian architecture and a boat', asserts the architect Augustus Welby Pugin in 1852, while two centuries earlier the Puritan Margaret Hoby reflects ruefully that she has spent too long in the garden 'to the detriment of spiritual exercise'. Lady Mary Wortley Montagu, in a letter to her daughter, describes herself as 'a rake in reading'. Some older quotations surprise us with their topicality: the statement 'I want the whole of Europe to have one currency' is attributable not to a current Europhile but to Napoleon.

Quotations have always clustered around royal figures. 'My dear firstborn is...the greatest beast in the whole world,' says Caroline of Ansbach of her son, Frederick, Prince of Wales. A later Prince of Wales, George, the Prince Regent, inspires Leigh Hunt's regretful comment, 'This Adonis in loveliness was a corpulent man of fifty.' The Prince Regent (in view of his marital troubles) was looked on less kindly by Jane Austen, who found her sympathies with Caroline of Brunswick: 'Poor woman, I shall support her as long as I can, because she is a woman and because I hate her husband.' There are however indications of happier relationships, as when Queen Victoria records her first meeting with her future husband: 'It was with some emotion...that I beheld Albert - who is beautiful.' It is their eldest daughter Vicky, on her marriage to Prince Frederick William of Prussia, who inspires Bismarck's cautious comment, 'If the Princess can leave the Englishwoman at home and become a Prussian, then she may be a blessing to the country.' In our own time, the present Princess Royal comments briskly on the way in which she works for children's charities: 'The very idea that all children want to be cuddled by a complete stranger, I find completely amazing.'

Some notable figures appear for the first time. 'Let no man write my epitaph,' runs Robert Emmet's speech from the dock, and a later Irish nationalist, Eamonn de Valera, asserts that 'Whenever I wanted to know what the Irish people wanted, I had only to examine my own heart.' The American labour activist Mary Harris 'Mother' Jones advises, 'Pray for the dead, and fight like hell for the living.' The blind and deaf Helen Keller recalls the moment when language became a mode of communication for her:

The mystery of language was revealed to me. I knew then that 'w-a-t-e-r' meant the wonderful cool something that was flowing over my hand.

It has been an object to provide users with as much access as possible to the riches of the *Dictionary*, and we have thus followed the pattern set by the *Oxford Dictionary of Twentieth Century Quotations* (1998) in providing a number of special category sections integrated into the main author sequence. **Advertising slogans** span a chronological range from 1859 ('Worth a guinea a box' - Beecham's pills) to 1998 ('Maybe, just maybe' - the British national lottery). **Borrowed titles** gives the origins of, among others, *The Golden Bough* (Virgil) and *Ring of Bright Water* (Kathleen Raine). **Film lines** make their usual strong showing, with some new additions ('And call off Christmas!' snarls Alan Rickman in *Robin Hood*). **Last words** range from Socrates to Timothy Leary, by way of the martyred William Tyndale ('Lord, open the king of England's eyes'). **Newspaper headlines and leaders** now include the sentence from which the Times derived its nickname of 'The Thunderer': 'Unless the people...come forward and petition, ay, thunder for reform!'

We have also improved the accessibility of information by including a selective thematic index (Theme search function), through which can be found the best quotations on given topics such as **Age** ('Although I am 92, my brain is 30 years old', says the photographer Alfred Eisenstaedt). At **America** ('God's crucible', 'From sea to shining sea') the Puritan John Winthrop sees the new settlement as 'a city upon a hill'; three centuries later, the Sioux leader Sitting Bull says simply, 'the Black Hills belong to me.' Diane Arbus and Robert Capa give their views on **Photography**: 'a secret about a secret', 'if your pictures aren't good enough, you aren't close enough'. The **Press** ('the men with the muck-rakes' - Theodore

Roosevelt) have always elicited strong views ('ferocious, it forgives nothing' - Diana, Princess of Wales), but the importance of journalism is stated, with dignity, by Amy Goodman: 'Go to where the silence is, and say something.' Views of the **Present** range from Cicero ('O tempora! O mores!') to Tom Wolfe ('We are now in the Me decade').

As well as author descriptions, we have included biographical cross-references (accessible using the Super Jump): directions to quotations about that author elsewhere within the *Dictionary*, so that anyone consulting the entry for Richard Crossman can also find Hugh Dalton's assessment of him: 'loyal to his own career but only incidentally to anything or anyone else'. Authors mentioned in source notes who have their own entries appear in bold type, further to facilitate movement sideways through the dictionary.

In compiling this title we have as always drawn on the substantial resources of Oxford Quotations Dictionaries: our existing published texts, and our growing bank of new quotations. Fed by our reading programme, this is constantly enhanced by the generosity of those who write to us with questions, comments, and suggestions, a practice which we continue to welcome. Among those who have contributed particularly to our resources and replied to specific questions, thanks are due to Pauline Adams, Ralph Bates, Archie Burnett, Glynnis Chantrell, Margot Charlton, Mike Clark, Robert Franklin, Peter Hennessy, Simon Hornblower, Antony Jay, Richard Judd, Peter Kemp, John McNeill, Bernard O'Donoghue, Nigel Rees, Brenda Richardson, Ned Sherrin, Robin Sawers, Hilary Spurling, and Norman Vance. Colleagues in the Dictionary Department have, as always, supplied us with quotations that they have come across. We hope once more that our contributors, as well as those who use the dictionary, will share in the pleasure and interest felt by the editorial staff in working on it.

Elizabeth Knowles
Oxford 1999

How to use the Dictionary

The sequence of entries is by alphabetical order of author, usually by surname but with occasional exceptions such as members of royal families (e.g. **Diana, Princess of Wales** and **Elizabeth II**) and Popes (**John Paul II**), or authors known by a pseudonym ('**Saki**') or a nickname (**Caligula**). In general authors' names are given in the form by which they are best known, so that we have **Harold Macmillan** (not Lord Stockton), **George Eliot** (not Mary Ann Evans), and **H.G.Wells** (not Herbert George Wells). Collections such as **Anonymous**, the **Bible**, the **Book of Common Prayer**, the **Missal**, and so forth, are included in the alphabetical sequence. Some **Anonymous** quotations may be included in one of the special category sections (see below).

Author names are followed by dates of birth and death (where known) and brief descriptions; where appropriate, cross-references (☞) are then given to quotations about that author elsewhere in the text (*on Byron*: see ☞ **Lamb**). Cross-references are also made to other entries in which the author appears, e.g. 'see also ☞ **Epitaphs**' and 'see also ☞ **Lennon and McCartney**'. Within each author entry, quotations are separated by literary form (novels, plays, poems: see further below) and within each group arranged by order of title, 'a' and 'the' being ignored. Foreign-language text is given for most literary quotations, or if it is felt that the quotation is familiar in the language of origin.

Quotations from diaries, letters, and speeches are given in chronological order and usually follow the literary or published works quoted, with the form for which the author is best known taking precedence. Thus in the case of political figures, speeches appear first, just as poetry quotations precede those in prose for poets, and poetry quotations come second for an author regarded primarily as a novelist. Quotations from secondary sources such as biographies and other writer's works, to which a date in the author's lifetime can be assigned, are arranged in sequence with diary entries, letters and speeches. Other quotations from secondary sources and attributed quotations which cannot be so dated are arranged in alphabetical order of quotation text.

Within the alphabetical sequence there are a number of special category entries, such as **Advertising slogans**, **Catchphrases**, **Film lines**, **Misquotations**, and **Newspaper headlines and leaders**. Quotations in these sections are arranged

alphabetically according to the first word of the quotation (ignoring 'a' and 'the'). The special categories contained in this model are shown below:

Advertising slogans	Mottoes
Borrowed titles	Newspaper headlines and leaders
Catchphrases	Official advice
Closing lines	Opening lines
Epitaphs	Political slogans and songs
Film lines	Prayers
Film titles	Sayings and slogans
Last words	Songs, spirituals, and shanties
Military sayings, slogans, and songs	Telegrams
Misquotations	Toasts

Contextual information regarded as essential to a full appreciation of the quotation precedes the text in an italicized note; information seen as providing useful amplification follows in an italicized note. Each quotation is accompanied by a bibliographical note of the source from which the quotation is taken. Titles of published volumes (*Don Juan* by Byron and *David Copperfield* by Charles Dickens) appear in italics; titles of short stories and poems not published as volumes in their own right, and individual song titles, are given in plain type inside inverted commas ('Ode to a Nightingale' by John Keats and 'Both Sides Now' by Joni Mitchell).

All numbers in source references are given in arabic, with the exception of lower-case roman numerals denoting quotations from prefatory matter, whose page numbering is separate from the main text. The numbering itself relates to the beginning of the quotation, whether or not it runs on to another stanza or line in the original. Where possible, chapter numbers have been offered for prose works.

A date in brackets indicates first publication in volume form of the work cited. Unless otherwise stated, the dates thus offered are intended as chronological guides only and do not necessarily indicate the date of the text cited; where the latter is of significance, this has been stated. Where neither date of publication nor of composition is known, an approximate date (e.g. 'c. 1625') may indicate the likely date of composition. Where there is a large discrepancy between date of

composition (or performance) and of publication, in most cases the former only has been given (e.g. 'written 1725', 'performed 1622').

Spellings have been Anglicized and modernized except in those cases, such as **Burns** or **Chaucer**, where this would have been inappropriate; capitalization has been retained only for personifications; with rare exceptions, verse has been aligned with the left hand margin. Italic type has been used for all foreign-language originals.

Sub-headings (shown between [] braces) have been used as a guide to novel titles under **Dickens**, for the names of books under the **Bible** (arranged canonically, not alphabetically), and for plays and poems under **Shakespeare**. **Anonymous** quotations are grouped by language.

Cross-references (☞) to specific quotations are used to direct the user to another related item. In each case a reference is given to an author's name or to the title of a special category entry. In some cases, the quotation may exist in two forms, or may depend on an earlier source not quoted in its own right; when that happens, the subordinate quotation is given directly below the quotation to which it relates. Authors who have their own entry are typographically distinguished by the use of bold ('of William **Shakespeare**', 'by Mae **West**') in context or source notes.

Theme Search

A selection of quotations on designated subjects can be traced via the Theme Search function. Simply browse the list to access a short line from each of the quotations on the given theme.

Keyword Search

The most significant words from each quotation can be traced via the Keyword Search function, allowing individual quotations to be accessed. The user can enter one or more keywords, up to a maximum of three. The results list will feature a short line from each of the quotations matching the search term(s), which can then be accessed in the usual way.

MEMO

MEMO

In Europe:

This equipment complies with the requirements of Directive 89/336/EEC as amended by 93/68/EEC.

Dieses Gerät entspricht den Anforderungen der EG-Richtlinie 89/336/EWG mit Änderung 93/68/EWG.

Ce matériel répond aux exigences contenues dans la directive 89/336/CEE modifiée par la directive 93/68/CEE.

Dit apparaat voldoet aan de eisen van de richtlijn 89/336/EEG, gewijzigd door 93/68/EEG.

Dette udstyr overholder kravene i direktiv nr. 89/336/EEC med tillæg nr. 93/68/EEC.

Quest'apparecchio è conforme ai requisiti della direttiva 89/336/EEC come emendata dalla direttiva 93/68/EEC.

Η εγκατάσταση αυτή ανταποκρίνεται στις απαιτήσεις των οδηγιών της Ευρωπαϊκής Ένωσης 89/336/ΕΟΚ, όπως ο κανονισμός αυτός συμπληρώθηκε από την οδηγία 93/68/ΕΟΚ.

Este equipamento obedece às exigências da directiva 89/336/CEE na sua versão corrigida pela directiva 93/68/CEE.

Este aparato satisface las exigencias de la Directiva 89/336/CEE, modificada por medio de la 93/68/CEE.

Denna utrustning uppfyller kraven enligt riktlinjen 89/336/EEC så som kompletteras av 93/68/EEC.

Dette produktet oppfyller betingelsene i direktivet 89/336/EEC i endringen 93/68/EEC.

Tämä laite täyttää direktiivin 89/336/EEC vaatimukset, jota on muutettu direktiivillä 93/68/EEC.

SHARP

SHARP CORPORATION

PRINTED IN CHINA
03LGK (TINSE0693EHZZ)

Free Manuals Download Website

<http://myh66.com>

<http://usermanuals.us>

<http://www.somanuals.com>

<http://www.4manuals.cc>

<http://www.manual-lib.com>

<http://www.404manual.com>

<http://www.luxmanual.com>

<http://aubethermostatmanual.com>

Golf course search by state

<http://golfingnear.com>

Email search by domain

<http://emailbydomain.com>

Auto manuals search

<http://auto.somanuals.com>

TV manuals search

<http://tv.somanuals.com>