



Hobs



AEG-Electrolux offer a vast range of stylish hobs. Gas on glass hobs are perfectly formed with cast iron pan supports. AEG-Electrolux Ceramic and Induction Hobs will also enhance the appearance of any kitchen, with sleek bevelled edges and smooth touch controls.

PERFEKT IN FORM UND FUNKTION

AEG
Electrolux

Design

Stunning visual impact.

AEG-Electrolux hobs are designed to be the focal point of your kitchen, combining thoughtful and practical features with stunning visual impact.

The AEG-Electrolux range of hobs offer the ultimate in style. Gas on Glass hobs are perfectly formed with stylish cast iron pan supports. AEG-Electrolux Ceramic and Induction Hobs will also enhance the appearance of any kitchen, with sleek bevelled edges and smooth touch controls.

Safety thermocouples.

All our gas hobs are designed with safety thermocouples allowing you to install them wherever you want to.

Ultimate style.

A superior selection ranging in size from 36-103cm including a polygon, sleek rectangular designs and frontline future. All AEG-Electrolux 70/75cm hobs will fit into a standard 60cm space for ultimate ease when designing your perfect kitchen.



Gas on glass.

Gas burners mounted on ceramic glass offer the stylish aesthetic of ceramic with the versatility of gas cooking.

Cast iron pan supports.

Professional appearance and a durable finish, cast iron pan supports can be removed and placed in a dishwasher for easy cleaning. Cast iron pan supports have non-slip silicon feet for greater stability.

Induction cooking.

Induction cooking.

How induction works.

With a conventional electric hob, the entire cooking surface heats up, which in turn heats the bottom of the pan. Induction hobs use an electromagnet which creates an electromagnetic field when a pan is placed on the cooking surface. The pan becomes hot whilst the surrounding area remains safe to touch.

Time saving.

An induction hob combines the speed of gas with unbeatable ease of use and controllability. Dishes are cooked quicker because the cooking area reaches the desired temperature immediately.

Extremely responsive.

Induction cooking is even more responsive than gas. The temperature can be adjusted exactly and instantly, so precision and controllability is second to none; you can stop a pan from boiling over immediately without taking it off the hob. Pans will reach high heats very quickly, so induction is perfect for searing meat or fish, yet is also gentle enough to melt chocolate.



Energy efficient.

An induction hob automatically senses the size of the pan and only heats the exact area of the pan, using the minimum of energy possible. Temperatures are reached instantaneously, no pre-heating is ever necessary, saving more energy. Induction is the economical way to cook.

Total safety.

Even if the induction hob is accidentally switched on, it will not heat up unless a pot or pan is placed on it. Since only the pan is fully heated, induction hobs are always safe to touch, even after boiling a pan of water. All AEG-Electrolux Induction Hobs have auto safety switch off, so they will automatically switch themselves off if left on for excessive time periods. All models also come with a child lock for total peace of mind.

Pot recognition indicators.

The cooking zone will not operate when incorrect cookware is used or when no pan is on the hob and the controls are accidentally activated.

Maxi-sense.

The AEG-Electrolux Maxi-sense hob has fewer restrictions using flexible zone cooking sections. Pans can be placed anywhere on the hob as long as part of the pan covers one cross, preventing you being restricted to traditional zones.

Teppan Yaki Performance

Award winning.

Teppan Yaki Cooking Surface advanced technology.

The Teppan Yaki Stainless Steel Multi-purpose Cooking Surface. Not only does it have an award-winning appearance, it also offers real cooking flexibility. It is perfect for meat, kebabs, sausages, bacon, fish or vegetables - without the restriction of pots and pans.



Precise heat control.

The electronic control guarantees the optimum temperature, resulting in fast and precise cooking with a truly professional result. The Teppan Yaki has two separately controlled temperature zones to enable cooking of different foods simultaneously at different temperatures.

Professional result.

The specially formed twin layer stainless steel surface provides rapid heat up and ensures a constant and even distribution of heat. The combination of the professional look and outstanding performance means that the Teppan Yaki is as well-suited for a professional chef's kitchen as

your own home. Food can be prepared directly on the stainless steel surface without fat or oils, offering excellent health benefits; alternatively, it is highly effective when using pots and pans.

Flexible precision.

Electric hob.

Induction zones.

Induction Hobs offer fast and responsive cooking; the pan becomes hot yet the hob's smooth ceramic surface remains safe to touch. Energy is saved as only the exact amount needed for cooking is used, and cleaning is easy because nothing can bake on. Quicker and more controllable than gas, easy to clean and extremely safe.

Ceramic zones.

Highlight zone. Ceramic zones with a fine ribbon element under the glass which heat up in less than 5 seconds, saving both time and energy.

Dual zone. A cooking area with 2 zones. It can either be used for larger pans, or just the middle section can be activated for smaller pans, offering convenience and economy.

Triple zone. A ceramic cooking area comprising of three different sizes, which can be activated to match the size of saucepan being used.

Multi-purpose zone. An elongated oval zone, which can be used as a single zone with just the round section activated, or extended to accommodate casserole dishes or fish kettles.

Automax.

Following selection of a power level and cooking time, pressing automax brings the zone up to the boil and then reduces it to a pre-selected power level for the remainder of the cooking time.

Power booster.

When selected, provides an intense rapid heat up, saving time.

Gas hob.

Burners.

AEG-Electrolux's special burner design produces a clean and perfect flame. Burners come in a range of sizes for cooking flexibility and precision.

Rapid burner.

Large 3kW burner for more heat, ideal to heat larger pans.

Semi-rapid burner.

Medium 2kW burners - ideal for everyday food cooking.

Simmer burner.

Smaller 1kW burners to ensure perfect simmering or best coverage on smaller pans.

Triple crown burner.

Three individual circles of flame incorporated into one 4kW burner for maximum heat. Perfect for wok cooking.



Control Reassurance

Precise control for peace of mind.

Responsive control.

AEG-Electrolux Hobs give instant heat, economy and controllability. In addition, AEG-Electrolux's special burner design produces a clean and perfect flame, giving total cooking flexibility and precise results.

Electric Hob.

New electronic 'Direktouch' Controls. The new 'Direktouch' controls from AEG-Electrolux allows you direct access to your desired cooking level or simply slide along the scale.

Touch controls with LED display.

Electronic touch controls ensure precise heat selection. They are very easy to keep clean and provide a flush finish.

Stop+Go.

At the touch of a button, all zones are brought down to simmer level, then when the button is touched again it returns the zones exactly to the previous level. This feature is ideal when dealing with an unexpected guest or phone call.



Timer per zone.

A timer of 99 minutes may be selected for each cooking area. Once the cooking time is up, the hob will automatically turn off and an acoustic signal will sound, ensuring cooking perfection every time.

Gas Hob.

LED display.

An electronic display indicating the level of power in use.

Front controls.

Burner controls are situated at the front of the hob for ease of reach, ideal for left or right-handed cooks.

For perfect safety.



Electric hob.

Child lock.

For complete peace of mind, the hob can be locked to prevent children accidentally turning it on.

Control Lock.

This will prevent any alteration or activation of the hob's settings; simply lock the controls once the cooking functions have been selected. It can also be used to lock the hob in the off position for added safety.

Auto safety switch off.

Many AEG-Electrolux electric hobs automatically switch off if left on for excessive time periods.

Residual heat indicators.

This safety feature visually indicates when residual heat is left on the hob surface.

Gas hob.

Safety thermocouples.

All of our hobs have safety thermocouples. If the flame goes out, the gas is automatically shut off from the source ensuring perfect safety.

Automatic ignition.

All AEG-Electrolux gas hobs have integrated ignitions. The gas hob is lit automatically when the control knob is pushed and turned, in a single-handed operation.

LPG kit.

All our gas hobs come with a kit which converts the hob for use with LPG (bottled gas).



Maxi-sense... flexible zone cooking induction hobs.

98001KFSN

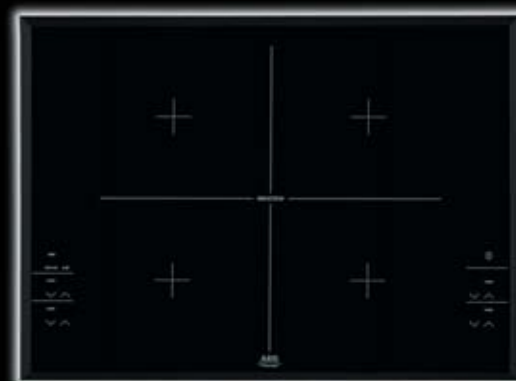
88cm 'flexible zones' induction hob.

- 3 section maxi-sense induction hob with 'flexible zones' cooking
- Touch controls
- Stop & Go with keep warm setting
- Automax function - automatically reduces heat to preset power level after boiling
- Automatic booster to all sections providing instant rapid heat up



FEATURES
Flexible size - minimum 120mm
Flexible power - each section up to 3200W
CONTROL
15 stage digital power level displays
Programmable timer per section; up to 99 minutes
REASSURANCE
Child safety lock
Control lock
Auto safety switch off
Residual heat indicators
DESIGN
98001KFSN: Black

88cm



78001KFN

71cm 'flexible zones' induction hob.

- 4 section maxi-sense induction hob with 'flexible zones' cooking
- Touch controls
- Stop & Go with keep warm setting
- Automax function - automatically reduces heat to preset power level after boiling
- Automatic booster to all sections providing instant rapid heat up

FEATURES
Flexible size - minimum 120mm
Flexible power - each section up to 3200W
CONTROL
15 stage digital power level displays
Programmable timer per section; up to 99 minutes
REASSURANCE
Child safety lock
Control lock
Auto safety switch off
Residual heat indicators
DESIGN
78001KFN: Black

71cm



reddot design award winner 2008

Induction hobs, faster & even more responsive than gas.



68002KFN

60cm 4 zone induction hob.

- Touch controls
- 2 powerful boosters
- Programmable timer per zone; up to 99 minutes
- 4 pot recognition indicators

FEATURES
4 Zones:
1 large induction zone with booster
2 medium induction zones with boosters
1 small induction zone
CONTROL
16 stage digital power level displays
REASSURANCE
Child safety lock
Control lock
Auto safety switch off
Residual heat indicators
DESIGN
68002KFN: Black, bevelled edge

60cm



67160KFN

60cm 2 induction zone and 2 zone Hilight® hob.

- Touch controls
- Stop & Go with keep warm setting
- Automax function - automatically reduces heat to preset power level after boiling
- 2 powerful boosters
- 2 pot recognition indicators

FEATURES
4 Zones:
1 large induction zone with booster
1 small induction zone with booster
1 medium dual circuit Hilight® zone
1 small Hilight® zone
CONTROL
16 stage digital power level displays
REASSURANCE
Child safety lock
Control lock
Auto safety switch off
Residual heat indicators
DESIGN
67160KFN: Black, bevelled edge

60cm

The exclusive teppan yaki cooking surface.

Teppan Yaki TM63600

58cm multi-purpose Teppan Yaki cooking surface.

- 1 complete cooking surface with 2 separate temperature zones
- Electronic temperature control for fast precise cooking
- Rapid heat up surface
- Even heat distribution

FEATURES

Easy to clean, durable stainless steel surface
Auto safety switch off
Power and temperature lights

CONTROL

2 separate temperature controls
50°C to 250°C temperature range

DESIGN

TM63600: Stainless steel



58cm



reddot design award
winner 2006

Ceramic hob with multi purpose and triple zones.

96901KFEN / 96901KFN

Ceramic hob with 5 zones in a choice of polygon or rectangular shapes.

- Touch controls
- Stop Et Go with keep warm setting
- Automatic booster
- Programmable timer per zone up to 99 minutes

FEATURES

3 single Hilight® zones in 2 sizes
1 central triple Hilight® zone
1 multi-purpose Hilight® zone

CONTROL

15 stage digital power level displays

REASSURANCE

Child safety lock
Control lock
Auto safety switch off
Residual heat indicators

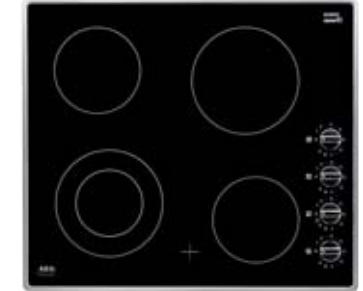
DESIGN

96901KFEN: Black, bevelled edge polygon
96901KFN: Black, bevelled edge rectangular

90cm/
103cm



Touch control hobs.



76331KFN

79301KFN

66331KMN

66201KFN

64100KFN

6010KMN/6010KBN

77cm ceramic hob with multi-purpose and Hilight® zones.

- New 'Direktouch' controls
- Touch controls
- Stop Et Go with keep warm setting
- Automax function - automatically reduces heat to preset power level after boiling
- Programmable timer per zone up to 99 minutes

72cm ceramic hob with multi-purpose, Hilight® zones and left and right touch controls.

- Left and right touch controls
- Stop Et Go with keep warm setting
- Automax function - automatically reduces heat to preset power level after boiling
- Programmable timer per zone up to 99 minutes

60cm ceramic hob with multi-purpose, Hilight® zones and new sliding touch controls.

- New 'Direktouch' controls
- Stop Et Go with keep warm setting
- Automax function - automatically reduces heat to preset power level after boiling
- Programmable timer per zone up to 99 minutes

60cm ceramic hob with double and triple Hilight® zones.

- Touch controls
- Stop Et Go with keep warm setting
- Automax function - automatically reduces heat to preset power level after boiling
- Programmable timer per zone up to 99 minutes

60cm ceramic hob with simple touch controls.

- Touch controls
- 1 dual cooking zone

60cm ceramic hob with side controls and double Hilight® zone.

- Rotary side controls
- 1 dual cooking zone

FEATURES
4 Zones:
2 single Hilight® zones
1 triple Hilight® zone
1 multi-purpose Hilight® zone
CONTROL
15 stage digital power level displays
REASSURANCE
Child safety lock
Control lock
Auto safety switch off
Residual heat indicators
DESIGN
76331KFN: Black, bevelled edge

FEATURES
4 Zones:
2 single Hilight® zones in 2 sizes
1 triple Hilight® zone
1 multi-purpose Hilight® zone
CONTROL
15 stage digital power level displays
REASSURANCE
Child safety lock
Control lock
Auto safety switch off
Residual heat indicators
DESIGN
79301KFN: Black, bevelled edge

FEATURES
4 Zones:
2 single Hilight® zones in 2 sizes
1 triple Hilight® zone
1 multi-purpose Hilight® zone
CONTROL
15 stage digital power level displays
REASSURANCE
Child safety lock
Control lock
Auto safety switch off
Residual heat indicators
DESIGN
66331KMN: Black, stainless steel frame

FEATURES
4 Zones:
2 single Hilight® zones in 2 sizes
1 triple Hilight® zone
1 dual Hilight® zone
CONTROL
15 stage digital power level displays
REASSURANCE
Child safety lock
Control lock
Auto safety switch off
Residual heat indicators
DESIGN
66201KFN: Black, bevelled edge



FEATURES
4 Zones:
3 single Hilight® zones in 2 sizes
1 dual Hilight® zone
CONTROL
9 stage digital power level displays
REASSURANCE
Child safety lock
Control lock
Auto safety switch off
Residual heat indicators
DESIGN
64100KFN: Black, bevelled edge

FEATURES
4 Zones:
3 single Hilight® zones in 2 sizes
1 dual Hilight® zone
CONTROL
9 stage variable power level
REASSURANCE
Residual heat indicators
DESIGN
6010KMN: Black, Stainless steel frame
6010KBN: Black, bevelled edge



Gas on glass.

Gas hobs.



99852G

79852G

69802G

95852G

75852G

65852G

Extra wide 90cm gas on glass hob.

- Front controls with LED display
- Cast iron pan supports
- Removable wok support
- Safety gas cut off using thermocouples

Extra wide 70cm gas on glass hob.

- Front controls with LED display
- Cast iron pan supports
- Removable wok support
- Safety gas cut off using thermocouples

60cm gas on glass hob.

- Side controls with LED display
- Cast iron pan supports
- Safety gas cut off using thermocouples

90cm gas hob.

- Front controls on glass panel
- Digital power level indicators
- Cast iron pan supports
- Removable wok support
- Safety gas cut off using thermocouples

75cm gas hob.

- Front controls on glass panel
- Digital power level indicators
- Cast iron pan supports
- Removable wok support
- Safety gas cut off using thermocouples

60cm gas hob.

- Front controls on glass panel
- Digital power level indicators
- Cast iron pan supports
- Removable wok support
- Safety gas cut off using thermocouples

FEATURES
5 Burners:
1 rapid 3kW burner
2 semi-rapid 2kW burners
1 simmer 1kW burner
1 triple crown 4kW burner
CONTROL
Automatic integrated ignition
Front controls
REASSURANCE
Safety gas cut off using thermocouples
DESIGN
99852GM: Stainless steel rear trim with bevelled front edge
LPG (bottled gas) conversion kit included

FEATURES
5 Burners:
1 rapid 3kW burner
2 semi-rapid 2kW burners
1 simmer 1kW burner
1 triple crown 4kW burner
CONTROL
Automatic integrated ignition
Front controls
REASSURANCE
Safety gas cut off using thermocouples
DESIGN
79852GM: Stainless steel rear trim with bevelled front edge
79852GA: Alutec® rear trim with bevelled front edge
LPG (bottled gas) conversion kit included

FEATURES
4 Burners:
1 rapid 3kW burner
2 semi-rapid 2kW burners
1 simmer 1kW burner
CONTROL
Automatic integrated ignition
REASSURANCE
Safety gas cut off using thermocouples
DESIGN
69802GM: Stainless steel rear trim with bevelled front edge
LPG (bottled gas) conversion kit included


FEATURES
6 Burners:
1 rapid 3kW burner
2 semi-rapid 2kW burners
2 simmer 1kW burner
1 triple crown 4kW burner
CONTROL
Automatic integrated ignition
REASSURANCE
Safety gas cut off using thermocouples
DESIGN
95852GM: Stainless steel
LPG (bottled gas) conversion kit included

FEATURES
5 Burners:
1 rapid 3kW burner
2 semi-rapid 2kW burners
1 simmer 1kW burner
1 triple crown 4kW burner
CONTROL
Automatic integrated ignition
REASSURANCE
Safety gas cut off using thermocouples
DESIGN
75852GM: Stainless steel
LPG (bottled gas) conversion kit included

FEATURES
4 Burners:
1 rapid 3kW burner
2 semi-rapid 2kW burners
1 simmer 1kW burner
CONTROL
Automatic integrated ignition
REASSURANCE
Safety gas cut off using thermocouples
DESIGN
65852GM: Stainless steel
LPG (bottled gas) conversion kit included



Gas hobs.



65402G

60cm gas hob.

- Front controls
- Cast iron pan supports
- Safety gas cut off using thermocouples

FEATURES

4 Burners:

- 1 rapid 3kW burner
- 2 semi-rapid 2kW burners
- 1 simmer 1kW burner

CONTROL

Automatic integrated ignition

REASSURANCE

Safety gas cut off using thermocouples

DESIGN

- 65402GM: Stainless steel
- LPG (bottled gas) conversion kit included



61402G

60cm gas hob.

- Side controls
- Enamel pan supports
- Safety gas cut off using thermocouples

FEATURES

4 Burners:

- 1 rapid 3kW burner
- 2 semi-rapid 2kW burners
- 1 simmer 1kW burner

CONTROL

Automatic integrated ignition

REASSURANCE

Safety gas cut off using thermocouples

DESIGN

- 61402GM: Stainless steel
- 61402GW: White
- LPG (bottled gas) conversion kit included



Front-line Future.

The Front-line Future is a modular range of hobs, hoods and accessories for those creative chefs who want to specify exactly how their kitchens work.

Highlights.

The Front-line Future range with Alutec® is a flexible modular cooking system which allows you to customise your kitchen to your individual needs. Mix and match your choice of gas, ceramic or induction hob units, then complete your kitchen with a barbecue grill, a worktop down draught extractor or a stylish Teppan Yaki. The Alutec® strip can be removed on all models for easy cleaning. It can also be replaced with a stainless steel strip (an optional extra) if desired, to match your kitchen.

Induction.

Fast, precise and controllable, induction cooking is becoming an increasingly popular choice for the discerning chef. AEG-Electrolux induction units combine high performance with a sleek appearance. The Front-line Future range consists of a 2 zone unit and a NEW induction Teppan Yaki. Both hob units have a sleek, easy-to-clean finish and touch controls for precise heat selection. For more information on the benefits of induction cooking, please see page 45.



Gas on glass.

This stunning range of modular gas hobs have the gas burners mounted on ceramic glass, offering the stylish aesthetic of ceramic with the versatility of gas cooking. The range offers a two burner hob and a powerful wok burner for those who like to cook authentic Asian food.

Ceramic.

The Front-line Future range also includes a 2-zone ceramic hob with fast-heating zones that reach full heat capacity in under 5 seconds for excellent efficiency. This unit also has a sleek, easy-to-clean finish and touch controls for precise heat selection.

Barbecue grill.

This 36cm Barbecue Grill enables you to griddle your food for that delicious barbecued taste. It will give perfect results on meat, seafood and vegetables and is extremely healthy as no fat or oils need to be added. It has a sleek, easy-to-clean finish and touch controls for precise heat selection. The barbecue grill includes a drip tray and lava stones to absorb any fat when cooking meat. Both are dishwasherable for your convenience.

Front-line Future.

Front-line Future Teppan Yaki Cooking Surface.

The Front-line Future Teppan Yaki Stainless Steel Multi-purpose Cooking Surface. Not only does it have an award-winning appearance, it also offers real cooking flexibility. It is perfect for meat, kebabs, sausages, bacon, fish or vegetables - without the restriction of pots and pans.



Down draught extractor.

The down draught extractor sits in the work surface to remove cooking odours and grease directly from the cooking area. This clever extractor can even be fully retracted so that it sits neatly at the worktop level when it is not in use.



Cooker hoods.

The Front-line Future range also includes a 90cm chimney hood which perfectly complements the rest of the range. Like all our Front-line Future products, it is finished in Alutec® which is highly resistant to scratches, marks and corrosion to ensure it keeps its good looks even in the busiest kitchen environment.

The NEW Front-line Future Teppan Yaki cooking surface

FM4800TYAN

Front-line Future 36cm Induction Teppan Yaki.

- Touch controls with 7 stage digital power level displays
- 1 complete cooking surface with 2 separate temperature zones
- Easy to clean, durable surface

FEATURES

2 large 1.4kW induction zones

CONTROL

Programmable timer per zone;
up to 99 minutes

REASSURANCE

Child safety lock
Auto safety switch off
Residual heat indicator

DESIGN

FM4800TYAN: Alutec®
FLF36STSTR: Stainless steel look strip
(optional extra)




36cm



reddot design award
winner 2008





FM4803KAN

FM4863KAN

FM4300GAN

FM4360GAN

FM4513KAN

FM4500GRA

Front-line Future 36cm induction hob.

- Touch controls with 9 stage digital power level displays
- Stop Et Go with keep warm setting
- 2 pot recognition indicators

Front-line Future 36cm induction wok.

- Touch controls with 9 stage digital power level displays
- Includes induction wok pan to fit hob for cooking perfection
- 1 pot recognition indicator

Front-line Future 36cm gas on glass hob.

- Easy to reach front controls
- 2 individually styled cast iron pan supports

Front-line Future 36cm gas on glass wok burner.

- Easy to reach front controls
- Cast iron wok support for flat or curved base wok pans

Front-line Future 36cm ceramic hob.

- Touch controls with 9 stage digital power level displays
- Stop Et Go with keep warm setting
- Automax

Front-line Future 36cm barbecue grill with lava stones.

- Touch controls with 9 stage digital power level displays
- Automax
- Lava stones and tray are dishwasherable for easy cleaning

FEATURES
2 zones
1 powerful booster
1 large 2.3kW induction zone
1 small 1.45kW induction zone
CONTROL
Programmable timer per zone; up to 99 minutes, minute minder
REASSURANCE
Child safety lock
Auto safety switch off
Residual heat indicator
DESIGN
FM4803KAN: Alutec®
FLF36STSTR: Stainless steel look strip (optional extra)

FEATURES
1 zone
1 powerful booster
1 large 2.3kW induction zone
CONTROL
Programmable timer per zone; up to 99 minutes, minute minder
REASSURANCE
Child safety lock
Auto safety switch off
Residual heat indicator
DESIGN
FM4863KAN: Alutec®
FLF36STSTR: Stainless steel look strip (optional extra)

FEATURES
2 burners
Automatic integrated ignition
1 rapid 3kW burner
1 semi-rapid 1.9kW burner
CONTROL
Easy to reach front controls
REASSURANCE
Safety gas cut off using thermocouples
DESIGN
FM4300GAN: Alutec®
FLF36GSTST: Stainless steel look strip (optional extra)
FLFKNOBGAS: Stainless steel look control knobs (optional extra)
LPG (bottled gas) conversion kit included

FEATURES
1 burner
Automatic integrated ignition
1 triple crown 3.7kW burner
CONTROL
Easy to reach front controls
REASSURANCE
Safety gas cut off using thermocouples
DESIGN
FM4360GAN: Alutec®
FLF36WSTST: Stainless steel look strip (optional extra)
FLFKNOBGAS: Stainless steel look control knobs (optional extra)
LPG (bottled gas) conversion kit included

FEATURES
2 Zones
1 single highlight zone
1 dual highlight zone
CONTROL
Programmable timer per zone; up to 99 minutes, minute minder
REASSURANCE
Child safety lock
Auto safety switch off
Residual heat indicator
DESIGN
FM4513KAN: Alutec®
FLF36STSTR: Stainless steel look strip (optional extra)

FEATURES
1 Zone
Temperature controlled griddle
2.3kW powerful heating element
CONTROL
Programmable timer up to 99 minutes, minute minder
REASSURANCE
Child safety lock
Auto safety switch off
Residual heat indicator
DESIGN
FM4500GRA: Alutec®
FLF36STSTR: Stainless steel look strip (optional extra)





FM2500DD

18cm down draught for worktop extraction.

- Down draught extractor
- Touch controls
- Variable 4 speed control including 1 intensive setting
- 2 heights of operation, fully retracts to worktop level when not in use
- Delayed switch off timer and auto safety switch off

PERFORMANCE

480m³/h extraction rate
 65dB(A) noise level
 Extraction and recirculation
 Removes grease and odours directly from the cooking area

REASSURANCE

Washable aluminium grease filter

Charcoal filter as an optional extra (type 25)

DESIGN

For worktop installation
 FLF18STSTR: Stainless steel look strip (optional extra)



HD8890

Front-line Future 90cm chimney hood.

- Touch controls with LED display
- Variable 4 speed control including 1 intensive setting
- Delayed switch off timer and auto safety switch off

PERFORMANCE

570m³/h extraction rate
 63dB(A) noise level
 Extraction and recirculation

REASSURANCE

2 washable aluminium dishwasher safe grease filter cassettes
 Long life charcoal filter included (type 20)

DESIGN

2 x halogen lights
 For wall mounting or installation between furniture



Hoods



With a variety of sizes and the choice of extraction or recirculation mode, AEG-Electrolux has a range of hoods suitable for all kitchen and cooking needs. Whisper-quiet operation ensures your kitchen is cleared of cooking odours efficiently and quietly.

PERFEKT IN FORM UND FUNKTION



Free Manuals Download Website

<http://myh66.com>

<http://usermanuals.us>

<http://www.somanuals.com>

<http://www.4manuals.cc>

<http://www.manual-lib.com>

<http://www.404manual.com>

<http://www.luxmanual.com>

<http://aubethermostatmanual.com>

Golf course search by state

<http://golfingnear.com>

Email search by domain

<http://emailbydomain.com>

Auto manuals search

<http://auto.somanuals.com>

TV manuals search

<http://tv.somanuals.com>