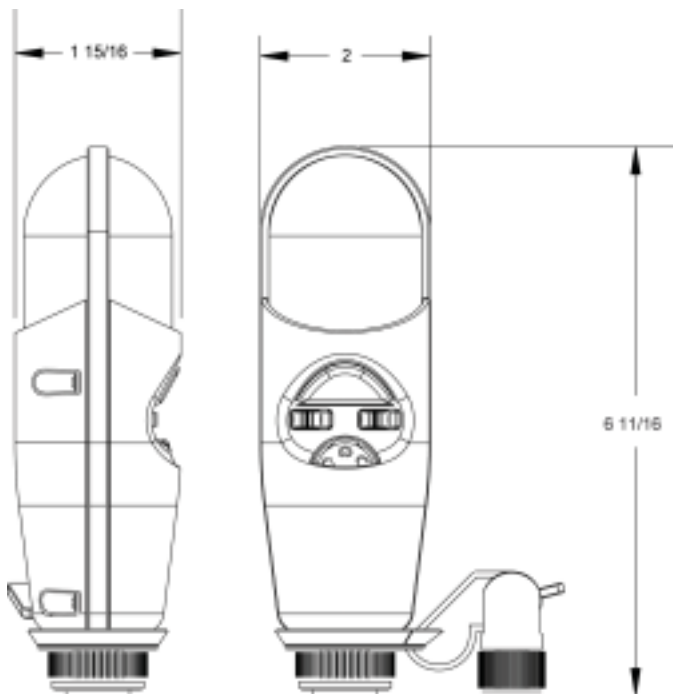


### Description

The **ASTATIC CTM-1500VP** is a continuously variable-pattern side address large diaphragm condenser microphone designed for professional sound reinforcement, recording and broadcast applications. The **CTM-1500VP** combines vintage 1.1" gold sputtered, externally biased capsule design with advanced electronics. Continuously variable pattern control allows the operator to "dial in" precise coverage according to desired miking techniques as well "dial down" feedback potential according to mic placement and reflected sound waves. Vintage capsule voicing features a slight rising audio response at 6KHz and 12KHz (cardioid) makes the **CTM-1500VP** the choice for vocal, choral and acoustic instruments in fidelity sound reinforcement as well as recording and broadcast applications.

### Features


- Ideal for miking choirs, vocals and acoustic instruments
- Continuously variable polar pattern selector
- Hi pass filter (6dB/oct @ 100Hz)
- 20dB pad
- Premium 1.1" diaphragm
- Transformerless output for high SPL and high sensitivity
- Operational amplifiers instead of Field Effect Transistors assure optimum performance and very high gain
- New discrete high efficiency power supply circuit allows greater dynamic range and lower self-noise
- Included stand adapter, shockmount and vinyl pouch



The implementation of high speed, low noise, low distortion electronics combined with a vintage capsule design and continuously variable pattern control make the **CTM-1500VP** a new benchmark of flexibility when selecting a large diaphragm condenser mic for performance sound reinforcement.

### ASTATIC Quality

All **CTM-1500VP** microphones are audio tested and inspected prior to shipment. Our absolute commitment to quality insures that **ASTATIC** microphones remain the **Best Value** in today's competitive industry.



The pattern control knob on the **CTM-1500VP** has a center detented cardioid position. This allows the user to quickly and consistently lock the mic in a cardioid pattern. By turning the knob clockwise from the center, the pattern varies continuously from cardioid, to subcardioid, through omnidirectional. By turning the knob counterclockwise from the center, the pattern varies continuously from cardioid, to hypercardioid through bidirectional (Fig.8). This allows the user to adjust to the optimal pattern needed for almost any recording or live situation.

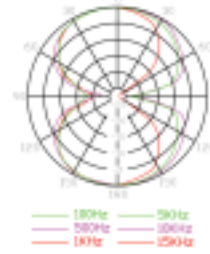
## SPECIFICATIONS FOR CTM-1500VP



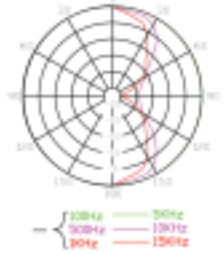
cardioid



fig. 8



omni



## Getting Started

The high gain and wide bandwidth of the **CTM-1500VP** microphone will easily overload the inputs of many professional mixing consoles if adequate precautions are not taken. This is especially true if the microphone is going to be used on percussion or amplified electronic instruments. If you have never used this microphone before, we strongly recommend that you initially reduce the system gain by doing one or more of the following:

- Enable the pad switch on the input of your mixing console.
  - Start with the input trim control on your mixing console turned down to a low level.
  - Enable the -20 dB pad switch on the **CTM-1500VP** microphone.
- The **CTM-1500VP** requires a 24-52V phantom power supply, delivering at least 8mA for proper operation.

## Specifications\*

**Type:**  
Side address, external bias condenser

**Frequency Response:**  
10Hz-20kHz

**Polar Pattern:**  
Variable

**Impedance:**  
200 ohms

**Sensitivity:**  
-36dBV (16mV) @ 1Pa

**Equivalent Noise Level:**  
11 dB-A

**Maximum SPL:**  
143 dB SPL (with pad)

**Total Harmonic Distortion:**  
Less than 0.15%

**Powering:**  
Minimum Requirements are 24-52V phantom power capable of delivering at least 8 mA.

**Connector:**  
Three pin male XLR type.

**Finish:**  
Durable charcoal gray urethane. Black urethane front & rear screen.

**Dimensions:**  
2.25" (57.2 mm) Dia., x 7.00" (177.8 mm) High

**Net Weight:**  
17.8 oz. (506 grams)

## Architect's and Engineers' Specification

The microphone shall be a dual diaphragm externally biased condenser microphone. The frequency response shall be 10Hz - 20KHz. The microphone shall have a continuously variable polar pattern.

The sensitivity of the **CTM-1500VP** shall be -36dBV (16mV) @ 1Pa. The microphone shall have a professional 3 pin XLR type output connector. The microphone shall have a switch selectable 100Hz high pass filter with a 6dB per octave slope when enabled. The microphone shall have a switch selectable 20dB non-capacitive pad. The microphone will operate from standard 48V phantom power with a current consumption of 8mA.

The dimensions of the microphone shall be 6 11/16" tall, 2" wide, and 15/16" high. The weight of the microphone shall be 17.8 oz (506 grams) not including the shockmount. The microphone will have a durable urethane painted finish. The microphone will be supplied with a shockmount.

The microphone shall be an Astatic **CTM-1500VP**.

Cardioid

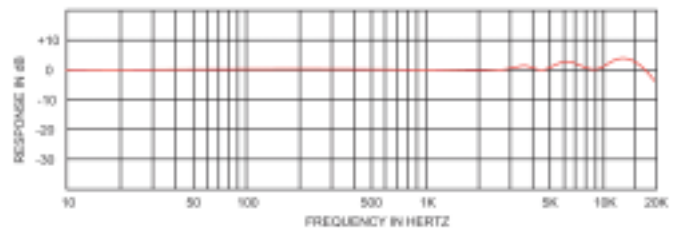
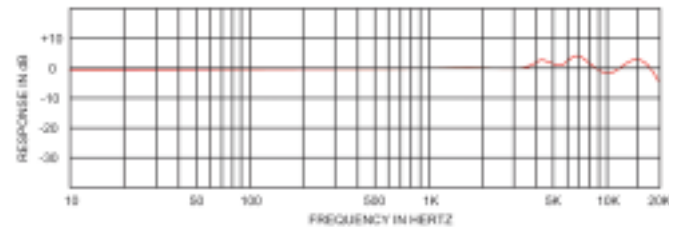
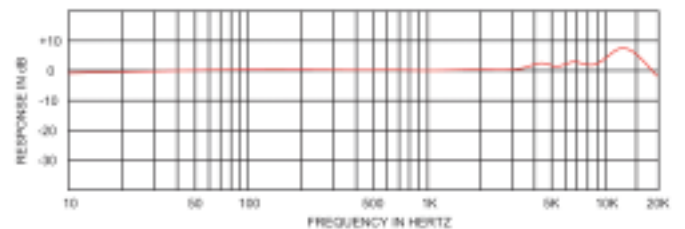


Figure 8



Omni



\* Due to our continuous efforts to improve our products and promote the development of standards, specifications are subject to change without notice.

## TWO-YEAR LIMITED WARRANTY

ASTATIC Microphones are warranted for two years to the original purchaser from the date of purchase by Omnitronics, LLC to be free from defects in material and workmanship. In event of such defect, product will be repaired or replaced at Omnitronics, LLC discretion with a new unit of equal or superior value. This will be at no charge if delivered prepaid to Omnitronics, LLC, together with the proof of purchase and a Return Authorization number. The unit will be returned promptly prepaid. Warranty excludes exterior finish, appearance items, or malfunction due to abuse or operation under other than specified conditions. Consequential or incidental damages are excluded.

This warranty gives you specific legal rights and you may also have other rights which vary from state to state. Some states do not allow the exclusion or limitation of incidental or consequential damages or limitations on how long an implied warranty lasts, so the above exclusions and limitations may not apply to you.

Note: No other warranty, written or oral is authorized by Omnitronics, LLC.

## SHIPPING INSTRUCTIONS

Please call our customer service department at 440-593-1111 for a pre-approved return authorization number and carefully repack the unit and return it to: Omnitronics, LLC, 341 Harbor St., Conneaut, OH 44030

**ALL RETURNS MUST HAVE A PRE-APPROVED RETURN AUTHORIZATION NUMBER OR IT WILL BE REFUSED.**  
If outside the United States, contact your dealer or distributor for warranty details.

## Free Manuals Download Website

<http://myh66.com>

<http://usermanuals.us>

<http://www.somanuals.com>

<http://www.4manuals.cc>

<http://www.manual-lib.com>

<http://www.404manual.com>

<http://www.luxmanual.com>

<http://aubethermostatmanual.com>

Golf course search by state

<http://golfingnear.com>

Email search by domain

<http://emailbydomain.com>

Auto manuals search

<http://auto.somanuals.com>

TV manuals search

<http://tv.somanuals.com>