

BOGEN[®]

COMMUNICATIONS, INC.

MODEL
MHH

CARDIOID DYNAMIC MICROPHONE

DESCRIPTION AND APPLICATIONS

The Model MHH is a high-output dynamic cardioid microphone designed for lecturers, entertainers, and vocalists who truly need dependable performance and high output in a handsome, but very durable hand-held package.

The MHH has a shaped frequency response which provides a natural, transparent sound quality, as well as a warm bass-boost (proximity effect) when working up close. An excellent cardioid directional pattern, factory tuned for precise acoustical repeatability, reduces pick-up of unwanted sources from the back and sides, as well as diminishing annoying feedback when used in close proximity to sound reinforcement speakers and monitors.

The microphone's grille screen is constructed of Flex-Form[™], a special alloy that dramatically resists deformation, while eliminating risk of adverse performance caused by a bent grille. This unique feature of retaining its original shape assures that the MHH will maintain its attractive appearance through many years of use.

The low-frequency response of the MHH may be enhanced by increasing or decreasing the distance from the sound source. This phenomenon is technically known as "proximity effect". Nominal or "flat" response is generated at a distance of 24 inches or more. However, as the distance to the sound source decreases, the bass sensitivity increases, providing a solid, robust character.

The microphone is supplied complete with a snap-in microphone swivel-mount, a locking on/off switch, and an effective internal multi-stage pop filter to minimize wind and breath noise. An internal shock-mounting system reduces stand, cable and handling noise.

SPECIFICATIONS

Generating Element:

Moving Coil Dynamic

Frequency Response:

50-16,000 Hz
(See Figure 1)

Polar Pattern:

Unidirectional (Cardioid)
(See Figure 2)

Impedance:

Low (150 ohms nominal)

Output Level:

Power Level:

-54 dB (0 dB = 1 mw per 10 microbars)

Open Circuit Voltage:

-74 dB (0 dB = 1 volt per microbar)
2 mv/Pascal

Phasing:

Positive Pressure on Diaphragm
generates a positive voltage on
pin 2 relative to pin 3

Switch:

Low profile, lockable

Grille Screen:

Woven Flex-Form[™] steel

Case:

Die Cast Zinc Alloy

Finish:

Durable textured urethane Ash gray

Dimensions:

(See Figure 3)

Net Weight:

269 grams (9.5 oz)

Included Accessory:

Snap-in clamp

SPECIFICATIONS

MODEL MHH MICROPHONE

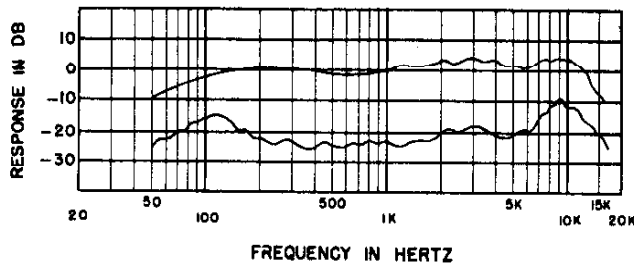


FIGURE 1: FREQUENCY RESPONSE

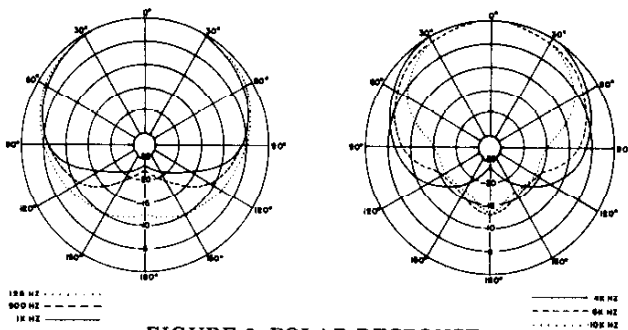


FIGURE 2: POLAR RESPONSE

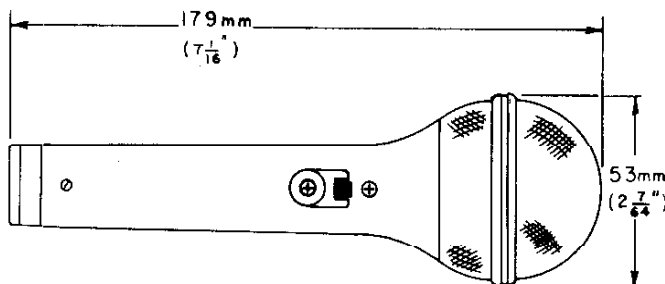


FIGURE 3: DIMENSIONS

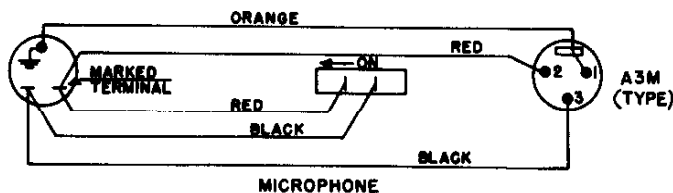


FIGURE 4: WIRING DIAGRAM

MAINTENANCE DIRECTIONS

The MHH is a high quality audio instrument. Although it is extremely durable, it should be protected from dust and dirt when not in use.

If the front screen becomes soiled by dirt or residue, it may be cleaned using the following procedure. Unscrew the front screen assembly and remove the inside foam windscreen. Wash the foam windscreen using a mild detergent, and let dry thoroughly. Follow the same method for the grille screen. To clean the mic housing, use a cloth dampened with isopropyl alcohol.

ARCHITECTS' AND ENGINEERS' SPECIFICATIONS

The microphone shall be a dynamic cardioid type, low impedance with wide-range frequency response, uniform from 50 to 16,000 Hz and having a lockable on/off switch. Output level at 1000 HZ shall be -54 dB (0 dB = 1 mw/10 microbars). The polar response shall show a minimum of -20 dB at 180 degrees between 150 and 5KHz. The woven steel screen, when attached to the microphone, shall withstand a drop of 6 feet to a wooden floor without any deformation. The microphone shall have a length of 7-1/16" ± 1/32" and a maximum diameter of 2-7/64" ± 1/64". The microphone shall be finished in a urethane non-reflecting gray. A snap-in clamp shall be supplied.

2
YEAR
LIMITED
WARRANTY

The MHH microphone is guaranteed against defects in material and workmanship for two years from the date of sale to the original purchaser, provided that the equipment has not been subjected to abuse or accident or altered in any way. Any part of the equipment covered by this warranty which, with normal installation and use, becomes defective will be repaired or replaced by Bogen, provided the equipment is delivered or shipped prepaid and insured to our authorized service station or to the Bogen Factory Service Department, 50 Spring St., Ramsey, New Jersey 07446. The equipment will be returned to you freight prepaid.

BOGEN®

COMMUNICATIONS, INC.

50 Spring Street, P.O. Box 575, Ramsey, NJ 07446 (201) 934-8500 FAX: (201) 934-9832 59-5899-61

Free Manuals Download Website

<http://myh66.com>

<http://usermanuals.us>

<http://www.somanuals.com>

<http://www.4manuals.cc>

<http://www.manual-lib.com>

<http://www.404manual.com>

<http://www.luxmanual.com>

<http://aubethermostatmanual.com>

Golf course search by state

<http://golfingnear.com>

Email search by domain

<http://emailbydomain.com>

Auto manuals search

<http://auto.somanuals.com>

TV manuals search

<http://tv.somanuals.com>